

2021 COUNTY DATA FACT SHEET



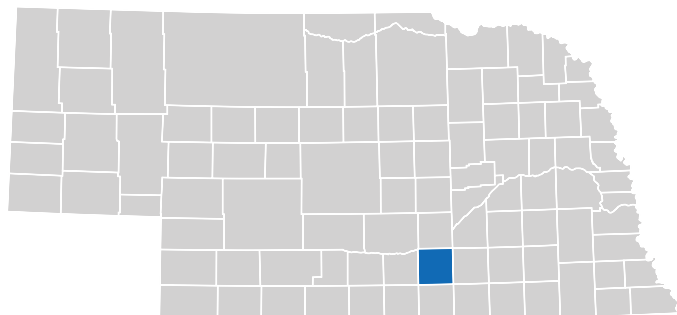
COUNTY: **ADAMS**

TOTAL POPULATION¹

31,027

POPULATION OF CHILDREN²

8,417



HEALTH



2.5%

CHILDREN
UNINSURED³

35.2%

CHILDREN ENROLLED IN
PUBLIC HEALTH INSURANCE⁴



ECONOMIC STABILITY

26.0%

CHILDREN IN
LOW-INCOME
FAMILIES⁵

13.5%

HOUSEHOLDS
WITH CHILDREN
IN POVERTY⁶

27.8%

CHILDREN
OF COLOR IN
POVERTY⁷

17.6%

HOUSEHOLDS
WITH CHILDREN
ENROLLED IN
SNAP BENEFITS⁸

75.4%

FAMILIES WITH
CHILDREN WHO
OWN THEIR HOME⁹

CHILD WELFARE & JUVENILE JUSTICE



22.3

RATE OF CHILD
WELFARE SYSTEM
INVOLVEMENT [PER
1000]¹⁰

3.8

RATE OF NON-COURT
CHILD WELFARE SYSTEM
INVOLVEMENT [PER
1000]¹¹

14.0

RATE OF CHILDREN IN
OUT-OF-HOME CARE
[PER 1000]¹²

12.0

RATE OF YOUTH ON
PROBATION [PER 1000]¹³



EDUCATION

47.9%

OF 3RD GRADE CHILDREN
PROFICIENT IN ENGLISH
LANGUAGE ARTS¹⁴

88.8%

HIGH SCHOOLERS
GRADUATING IN
4-YEARS¹⁵

48.2%

OF CHILDREN ENROLLED IN FREE-
OR REDUCED-PRICE SCHOOL
MEALS¹⁶

1. U.S. Census Bureau, Annual County and Puerto Rico Municipio Resident Population Estimates by Selected Age Groups and Sex: April 1, 2020 to July 1, 2021.
2. U.S. Census Bureau, Annual County and Puerto Rico Municipio Resident Population Estimates by Selected Age Groups and Sex: April 1, 2020 to July 1, 2021.
3. U.S. Census Bureau, 2021 American Community Survey 5-year estimates, Table B27001.
4. U.S. Census Bureau, 2021 American Community Survey 5-year estimates, Table B27003.
5. U.S. Census Bureau, 2021 American Community Survey 5-year estimates, Table B17024.
6. U.S. Census Bureau, 2021 American Community Survey 5-year estimates, Table B17010.

7. U.S. Census Bureau, 2021 American Community Survey 5-year estimates, Table B17001B-I.
8. U.S. Census Bureau, 2021 American Community Survey 5-year estimates, Table S2201.
9. U.S. Census Bureau, 2021 American Community Survey 5-year estimates, Table B25115.
10 - 12. DHHS; U.S. Census Bureau, Resident Population Estimates.
13. Nebraska Administrative Office of the Courts & Probation.
14. Nebraska Department of Education, 2020/21 School Year.
15. Nebraska Department of Education, 2021 Cohort.
16. Nebraska Department of Education, 2020/21 School Year.

2021 COUNTY DATA FACT SHEET



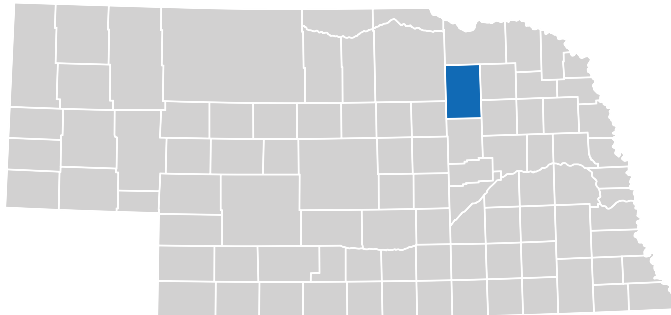
COUNTY: **ANTELOPE**

TOTAL POPULATION¹

6,279

POPULATION OF CHILDREN²

1,639



HEALTH



4.7% **24.4%**

CHILDREN
UNINSURED³

CHILDREN ENROLLED IN
PUBLIC HEALTH INSURANCE⁴



ECONOMIC STABILITY

24.6%

CHILDREN IN
LOW-INCOME
FAMILIES⁵

9.4%

HOUSEHOLDS
WITH CHILDREN
IN POVERTY⁶

20.0%

CHILDREN
OF COLOR IN
POVERTY⁷

12.1%

HOUSEHOLDS
WITH CHILDREN
ENROLLED IN
SNAP BENEFITS⁸

70.5%

FAMILIES WITH
CHILDREN WHO
OWN THEIR HOME⁹

CHILD WELFARE & JUVENILE JUSTICE



14.0

RATE OF CHILD
WELFARE SYSTEM
INVOLVEMENT [PER
1000]¹⁰

4.3

RATE OF NON-COURT
CHILD WELFARE SYSTEM
INVOLVEMENT [PER
1000]¹¹

8.5

RATE OF CHILDREN IN
OUT-OF-HOME CARE
[PER 1000]¹²

9.2

RATE OF YOUTH ON
PROBATION [PER 1000]¹³



EDUCATION

62.7%

OF 3RD GRADE CHILDREN
PROFICIENT IN ENGLISH
LANGUAGE ARTS¹⁴

91.5%

HIGH SCHOOLERS
GRADUATING IN
4-YEARS¹⁵

44.0%

OF CHILDREN ENROLLED IN FREE-
OR REDUCED-PRICE SCHOOL
MEALS¹⁶

1. U.S. Census Bureau, Annual County and Puerto Rico Municipio Resident Population Estimates by Selected Age Groups and Sex: April 1, 2020 to July 1, 2021.

2. U.S. Census Bureau, Annual County and Puerto Rico Municipio Resident Population Estimates by Selected Age Groups and Sex: April 1, 2020 to July 1, 2021.

3. U.S. Census Bureau, 2021 American Community Survey 5-year estimates, Table B27001.

4. U.S. Census Bureau, 2021 American Community Survey 5-year estimates, Table B27003.

5. U.S. Census Bureau, 2021 American Community Survey 5-year estimates, Table B17024.

6. U.S. Census Bureau, 2021 American Community Survey 5-year estimates, Table B17010.

7. U.S. Census Bureau, 2021 American Community Survey 5-year estimates, Table B17001B-I.

8. U.S. Census Bureau, 2021 American Community Survey 5-year estimates, Table S2201.

9. U.S. Census Bureau, 2021 American Community Survey 5-year estimates, Table B25115.

10 - 12. DHHS; U.S. Census Bureau, Resident Population Estimates.

13. Nebraska Administrative Office of the Courts & Probation.

14. Nebraska Department of Education, 2020/21 School Year.

15. Nebraska Department of Education, 2021 Cohort.

16. Nebraska Department of Education, 2020/2021 School Year.

2021 COUNTY DATA FACT SHEET



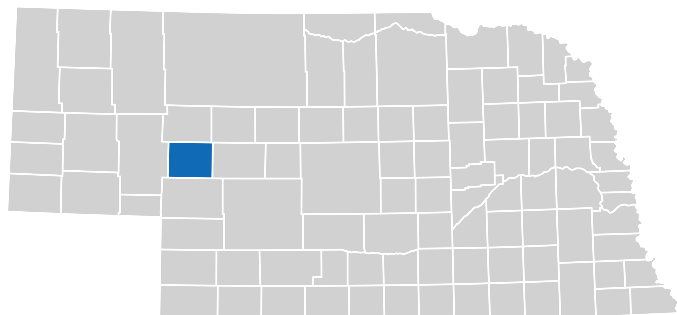
COUNTY: **ARTHUR**

TOTAL POPULATION¹

439

POPULATION OF CHILDREN²

125



HEALTH



9.9%

CHILDREN
UNINSURED³

47.2%

CHILDREN ENROLLED IN
PUBLIC HEALTH INSURANCE⁴



ECONOMIC STABILITY

39.3%

CHILDREN IN
LOW-INCOME
FAMILIES⁵

9.2%

HOUSEHOLDS
WITH CHILDREN
IN POVERTY⁶

13.3%

CHILDREN
OF COLOR IN
POVERTY⁷

9.0%

HOUSEHOLDS
WITH CHILDREN
ENROLLED IN
SNAP BENEFITS⁸

68.9%

FAMILIES WITH
CHILDREN WHO
OWN THEIR HOME⁹

CHILD WELFARE & JUVENILE JUSTICE



N/A

RATE OF CHILD
WELFARE SYSTEM
INVOLVEMENT [PER
1000]¹⁰

N/A

RATE OF NON-COURT
CHILD WELFARE SYSTEM
INVOLVEMENT [PER
1000]¹¹

N/A

RATE OF CHILDREN IN
OUT-OF-HOME CARE
[PER 1000]¹²

N/A

RATE OF YOUTH ON
PROBATION [PER 1000]¹³



EDUCATION

OF 3RD GRADE CHILDREN
PROFICIENT IN ENGLISH
LANGUAGE ARTS¹⁴

HIGH SCHOOLERS
GRADUATING IN
4-YEARS¹⁵

OF CHILDREN ENROLLED IN FREE-
OR REDUCED-PRICE SCHOOL
MEALS¹⁶

1. U.S. Census Bureau, Annual County and Puerto Rico Municipio Resident Population Estimates by Selected Age Groups and Sex: April 1, 2020 to July 1, 2021.

2. U.S. Census Bureau, Annual County and Puerto Rico Municipio Resident Population Estimates by Selected Age Groups and Sex: April 1, 2020 to July 1, 2021.

3. U.S. Census Bureau, 2021 American Community Survey 5-year estimates, Table B27001.

4. U.S. Census Bureau, 2021 American Community Survey 5-year estimates, Table B27003.

5. U.S. Census Bureau, 2021 American Community Survey 5-year estimates, Table B17024.

6. U.S. Census Bureau, 2021 American Community Survey 5-year estimates, Table B17010.

7. U.S. Census Bureau, 2021 American Community Survey 5-year estimates, Table B17001B-I.

8. U.S. Census Bureau, 2021 American Community Survey 5-year estimates, Table S2201.

9. U.S. Census Bureau, 2021 American Community Survey 5-year estimates, Table B25115.

10 - 12. DHHS; U.S. Census Bureau, Resident Population Estimates.

13. Nebraska Administrative Office of the Courts & Probation.

14. Nebraska Department of Education, 2020/21 School Year.

15. Nebraska Department of Education, 2021 Cohort.

16. Nebraska Department of Education, 2020/2021 School Year.

2021 COUNTY DATA FACT SHEET



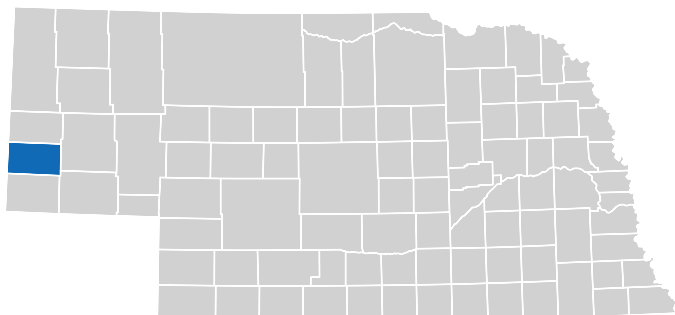
COUNTY: **BANNER**

TOTAL POPULATION¹

692

POPULATION OF CHILDREN²

187



HEALTH



N/A

CHILDREN
UNINSURED³

28.6%

CHILDREN ENROLLED IN
PUBLIC HEALTH INSURANCE⁴



ECONOMIC STABILITY

10.7%

CHILDREN IN
LOW-INCOME
FAMILIES⁵

N/A

HOUSEHOLDS
WITH CHILDREN
IN POVERTY⁶

N/A

CHILDREN
OF COLOR IN
POVERTY⁷

N/A

HOUSEHOLDS
WITH CHILDREN
ENROLLED IN
SNAP BENEFITS⁸

56.5%

FAMILIES WITH
CHILDREN WHO
OWN THEIR HOME⁹

CHILD WELFARE & JUVENILE JUSTICE



N/A

RATE OF CHILD
WELFARE SYSTEM
INVOLVEMENT [PER
1000]¹⁰

N/A

RATE OF NON-COURT
CHILD WELFARE SYSTEM
INVOLVEMENT [PER
1000]¹¹

N/A

RATE OF CHILDREN IN
OUT-OF-HOME CARE
[PER 1000]¹²

N/A

RATE OF YOUTH ON
PROBATION [PER 1000]¹³



EDUCATION

OF 3RD GRADE CHILDREN
PROFICIENT IN ENGLISH
LANGUAGE ARTS¹⁴

HIGH SCHOOLERS
GRADUATING IN
4-YEARS¹⁵

73.5%

OF CHILDREN ENROLLED IN FREE-
OR REDUCED-PRICE SCHOOL
MEALS¹⁶

1. U.S. Census Bureau, Annual County and Puerto Rico Municipio Resident Population Estimates by Selected Age Groups and Sex: April 1, 2020 to July 1, 2021.

2. U.S. Census Bureau, Annual County and Puerto Rico Municipio Resident Population Estimates by Selected Age Groups and Sex: April 1, 2020 to July 1, 2021.

3. U.S. Census Bureau, 2021 American Community Survey 5-year estimates, Table B27001.

4. U.S. Census Bureau, 2021 American Community Survey 5-year estimates, Table B27003.

5. U.S. Census Bureau, 2021 American Community Survey 5-year estimates, Table B17024.

6. U.S. Census Bureau, 2021 American Community Survey 5-year estimates, Table B17010.

7. U.S. Census Bureau, 2021 American Community Survey 5-year estimates, Table B17001B-I.

8. U.S. Census Bureau, 2021 American Community Survey 5-year estimates, Table S2201.

9. U.S. Census Bureau, 2021 American Community Survey 5-year estimates, Table B25115.

10 - 12. DHHS; U.S. Census Bureau, Resident Population Estimates.

13. Nebraska Administrative Office of the Courts & Probation.

14. Nebraska Department of Education, 2020/21 School Year.

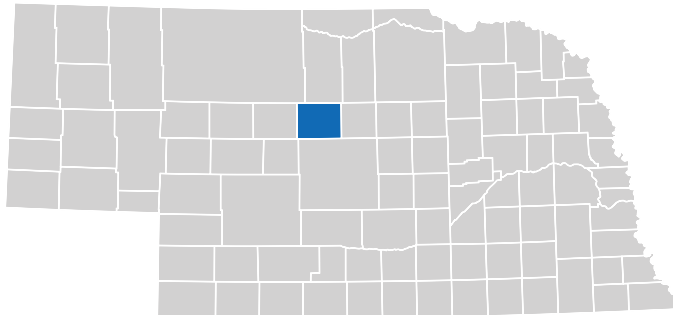
15. Nebraska Department of Education, 2021 Cohort.

16. Nebraska Department of Education, 2020/2021 School Year.

2021 COUNTY DATA FACT SHEET



COUNTY: **BLAINE**



TOTAL POPULATION¹

461

POPULATION OF CHILDREN²

103

HEALTH



0.0%

CHILDREN
UNINSURED³

20.8%

CHILDREN ENROLLED IN
PUBLIC HEALTH INSURANCE⁴



ECONOMIC STABILITY

29.2%

CHILDREN IN
LOW-INCOME
FAMILIES⁵

7.7%

HOUSEHOLDS
WITH CHILDREN
IN POVERTY⁶

N/A

CHILDREN
OF COLOR IN
POVERTY⁷

N/A

HOUSEHOLDS
WITH CHILDREN
ENROLLED IN
SNAP BENEFITS⁸

84.6%

FAMILIES WITH
CHILDREN WHO
OWN THEIR HOME⁹

CHILD WELFARE & JUVENILE JUSTICE



N/A

RATE OF CHILD
WELFARE SYSTEM
INVOLVEMENT [PER
1000]¹⁰

N/A

RATE OF NON-COURT
CHILD WELFARE SYSTEM
INVOLVEMENT [PER
1000]¹¹

N/A

RATE OF CHILDREN IN
OUT-OF-HOME CARE
[PER 1000]¹²

N/A

RATE OF YOUTH ON
PROBATION [PER 1000]¹³



EDUCATION

OF 3RD GRADE CHILDREN
PROFICIENT IN ENGLISH
LANGUAGE ARTS¹⁴

HIGH SCHOOLERS
GRADUATING IN
4-YEARS¹⁵

63.3%

OF CHILDREN ENROLLED IN FREE-
OR REDUCED-PRICE SCHOOL
MEALS¹⁶

1. U.S. Census Bureau, Annual County and Puerto Rico Municipio Resident Population Estimates by Selected Age Groups and Sex: April 1, 2020 to July 1, 2021.

2. U.S. Census Bureau, Annual County and Puerto Rico Municipio Resident Population Estimates by Selected Age Groups and Sex: April 1, 2020 to July 1, 2021.

3. U.S. Census Bureau, 2021 American Community Survey 5-year estimates, Table B27001.

4. U.S. Census Bureau, 2021 American Community Survey 5-year estimates, Table B27003.

5. U.S. Census Bureau, 2021 American Community Survey 5-year estimates, Table B17024.

6. U.S. Census Bureau, 2021 American Community Survey 5-year estimates, Table B17010.

7. U.S. Census Bureau, 2021 American Community Survey 5-year estimates, Table B17001B-I.

8. U.S. Census Bureau, 2021 American Community Survey 5-year estimates, Table S2201.

9. U.S. Census Bureau, 2021 American Community Survey 5-year estimates, Table B25115.

10 - 12. DHHS; U.S. Census Bureau, Resident Population Estimates.

13. Nebraska Administrative Office of the Courts & Probation.

14. Nebraska Department of Education, 2020/21 School Year.

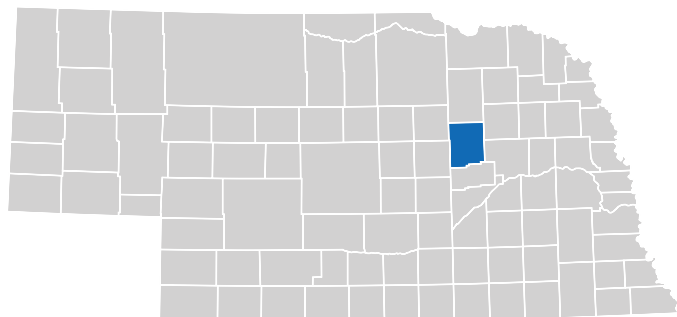
15. Nebraska Department of Education, 2021 Cohort.

16. Nebraska Department of Education, 2020/2021 School Year.

2021 COUNTY DATA FACT SHEET



COUNTY: **BOONE**



TOTAL POPULATION¹

5,386

POPULATION OF CHILDREN²

1,401

HEALTH



4.6%

CHILDREN
UNINSURED³

25.7%

CHILDREN ENROLLED IN
PUBLIC HEALTH INSURANCE⁴



ECONOMIC STABILITY

19.3%

CHILDREN IN
LOW-INCOME
FAMILIES⁵

4.2%

HOUSEHOLDS
WITH CHILDREN
IN POVERTY⁶

32.1%

CHILDREN
OF COLOR IN
POVERTY⁷

4.8%

HOUSEHOLDS
WITH CHILDREN
ENROLLED IN
SNAP BENEFITS⁸

81.1%

FAMILIES WITH
CHILDREN WHO
OWN THEIR HOME⁹

CHILD WELFARE & JUVENILE JUSTICE



7.9

RATE OF CHILD
WELFARE SYSTEM
INVOLVEMENT [PER
1000]¹⁰

4.3

RATE OF NON-COURT
CHILD WELFARE SYSTEM
INVOLVEMENT [PER
1000]¹¹

2.1

RATE OF CHILDREN IN
OUT-OF-HOME CARE
[PER 1000]¹²

10

RATE OF YOUTH ON
PROBATION [PER 1000]¹³



EDUCATION

57.4%

OF 3RD GRADE CHILDREN
PROFICIENT IN ENGLISH
LANGUAGE ARTS¹⁴

95.7%

HIGH SCHOOLERS
GRADUATING IN
4-YEARS¹⁵

40.6%

OF CHILDREN ENROLLED IN FREE-
OR REDUCED-PRICE SCHOOL
MEALS¹⁶

1. U.S. Census Bureau, Annual County and Puerto Rico Municipio Resident Population Estimates by Selected Age Groups and Sex: April 1, 2020 to July 1, 2021.

2. U.S. Census Bureau, Annual County and Puerto Rico Municipio Resident Population Estimates by Selected Age Groups and Sex: April 1, 2020 to July 1, 2021.

3. U.S. Census Bureau, 2021 American Community Survey 5-year estimates, Table B27001.

4. U.S. Census Bureau, 2021 American Community Survey 5-year estimates, Table B27003.

5. U.S. Census Bureau, 2021 American Community Survey 5-year estimates, Table B17024.

6. U.S. Census Bureau, 2021 American Community Survey 5-year estimates, Table B17010.

7. U.S. Census Bureau, 2021 American Community Survey 5-year estimates, Table B17001B-I.

8. U.S. Census Bureau, 2021 American Community Survey 5-year estimates, Table S2201.

9. U.S. Census Bureau, 2021 American Community Survey 5-year estimates, Table B25115.

10 - 12. DHHS; U.S. Census Bureau, Resident Population Estimates.

13. Nebraska Administrative Office of the Courts & Probation.

14. Nebraska Department of Education, 2020/21 School Year.

15. Nebraska Department of Education, 2021 Cohort.

16. Nebraska Department of Education, 2020/2021 School Year.

2021 COUNTY DATA FACT SHEET



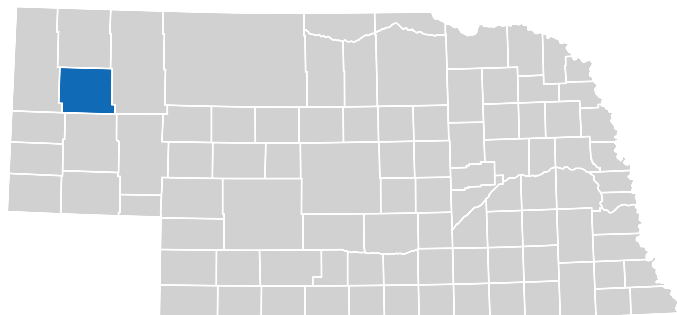
COUNTY: **Box BUTTE**

TOTAL POPULATION¹

10,604

POPULATION OF CHILDREN²

2,916



HEALTH



7.5%

CHILDREN
UNINSURED³

34.5%

CHILDREN ENROLLED IN
PUBLIC HEALTH INSURANCE⁴



ECONOMIC STABILITY

20.6%

CHILDREN IN
LOW-INCOME
FAMILIES⁵

10.7%

HOUSEHOLDS
WITH CHILDREN
IN POVERTY⁶

12.4%

CHILDREN
OF COLOR IN
POVERTY⁷

8.8%

HOUSEHOLDS
WITH CHILDREN
ENROLLED IN
SNAP BENEFITS⁸

67.3%

FAMILIES WITH
CHILDREN WHO
OWN THEIR HOME⁹

CHILD WELFARE & JUVENILE JUSTICE



17.8

RATE OF CHILD
WELFARE SYSTEM
INVOLVEMENT [PER
1000]¹⁰

9.9

RATE OF NON-COURT
CHILD WELFARE SYSTEM
INVOLVEMENT [PER
1000]¹¹

7.2

RATE OF CHILDREN IN
OUT-OF-HOME CARE
[PER 1000]¹²

3.1

RATE OF YOUTH ON
PROBATION [PER 1000]¹³



EDUCATION

48.7%

OF 3RD GRADE CHILDREN
PROFICIENT IN ENGLISH
LANGUAGE ARTS¹⁴

86.5%

HIGH SCHOOLERS
GRADUATING IN
4-YEARS¹⁵

41.9%

OF CHILDREN ENROLLED IN FREE-
OR REDUCED-PRICE SCHOOL
MEALS¹⁶

1. U.S. Census Bureau, Annual County and Puerto Rico Municipio Resident Population Estimates by Selected Age Groups and Sex: April 1, 2020 to July 1, 2021.

2. U.S. Census Bureau, Annual County and Puerto Rico Municipio Resident Population Estimates by Selected Age Groups and Sex: April 1, 2020 to July 1, 2021.

3. U.S. Census Bureau, 2021 American Community Survey 5-year estimates, Table B27001.

4. U.S. Census Bureau, 2021 American Community Survey 5-year estimates, Table B27003.

5. U.S. Census Bureau, 2021 American Community Survey 5-year estimates, Table B17024.

6. U.S. Census Bureau, 2021 American Community Survey 5-year estimates, Table B17010.

7. U.S. Census Bureau, 2021 American Community Survey 5-year estimates, Table B17001B-I.

8. U.S. Census Bureau, 2021 American Community Survey 5-year estimates, Table S2201.

9. U.S. Census Bureau, 2021 American Community Survey 5-year estimates, Table B25115.

10 - 12. DHHS; U.S. Census Bureau, Resident Population Estimates.

13. Nebraska Administrative Office of the Courts & Probation.

14. Nebraska Department of Education, 2020/21 School Year.

15. Nebraska Department of Education, 2021 Cohort.

16. Nebraska Department of Education, 2020/2021 School Year.

2021 COUNTY DATA FACT SHEET



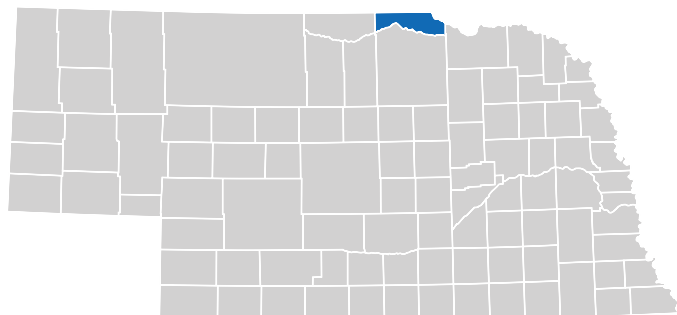
COUNTY: **BOYD**

TOTAL POPULATION¹

1,789

POPULATION OF CHILDREN²

375



HEALTH



2.9%

CHILDREN
UNINSURED³

59.1%

CHILDREN ENROLLED IN
PUBLIC HEALTH INSURANCE⁴



ECONOMIC STABILITY

43.6%

CHILDREN IN
LOW-INCOME
FAMILIES⁵

13.2%

HOUSEHOLDS
WITH CHILDREN
IN POVERTY⁶

5.6%

CHILDREN
OF COLOR IN
POVERTY⁷

19.4%

HOUSEHOLDS
WITH CHILDREN
ENROLLED IN
SNAP BENEFITS⁸

75.2%

FAMILIES WITH
CHILDREN WHO
OWN THEIR HOME⁹

CHILD WELFARE & JUVENILE JUSTICE



40.0

RATE OF CHILD
WELFARE SYSTEM
INVOLVEMENT [PER
1000]¹⁰

18.7

RATE OF CHILDREN IN
OUT-OF-HOME CARE
[PER 1000]¹²

8.0

RATE OF NON-COURT
CHILD WELFARE SYSTEM
INVOLVEMENT [PER
1000]¹¹

N/A

RATE OF YOUTH ON
PROBATION [PER 1000]¹³



EDUCATION

34.4%

OF 3RD GRADE CHILDREN
PROFICIENT IN ENGLISH
LANGUAGE ARTS¹⁴

54.1%

OF CHILDREN ENROLLED IN FREE-
OR REDUCED-PRICE SCHOOL
MEALS¹⁶

96.6%

HIGH SCHOOLERS
GRADUATING IN
4-YEARS¹⁵

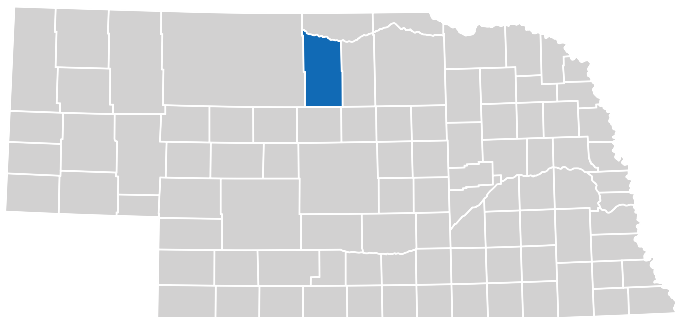
1. U.S. Census Bureau, Annual County and Puerto Rico Municipio Resident Population Estimates by Selected Age Groups and Sex: April 1, 2020 to July 1, 2021.
2. U.S. Census Bureau, Annual County and Puerto Rico Municipio Resident Population Estimates by Selected Age Groups and Sex: April 1, 2020 to July 1, 2021.
3. U.S. Census Bureau, 2021 American Community Survey 5-year estimates, Table B27001.
4. U.S. Census Bureau, 2021 American Community Survey 5-year estimates, Table B27003.
5. U.S. Census Bureau, 2021 American Community Survey 5-year estimates, Table B17024.
6. U.S. Census Bureau, 2021 American Community Survey 5-year estimates, Table B17010.

7. U.S. Census Bureau, 2021 American Community Survey 5-year estimates, Table B17001B-I.
8. U.S. Census Bureau, 2021 American Community Survey 5-year estimates, Table S2201.
9. U.S. Census Bureau, 2021 American Community Survey 5-year estimates, Table B25115.
10 - 12. DHHS; U.S. Census Bureau, Resident Population Estimates.
13. Nebraska Administrative Office of the Courts & Probation.
14. Nebraska Department of Education, 2020/21 School Year.
15. Nebraska Department of Education, 2021 Cohort.
16. Nebraska Department of Education, 2020/2021 School Year.

2021 COUNTY DATA FACT SHEET



COUNTY: **BROWN**



TOTAL POPULATION¹

2,908

POPULATION OF CHILDREN²

703

HEALTH



24.6%

CHILDREN
UNINSURED³

30.8%

CHILDREN ENROLLED IN
PUBLIC HEALTH INSURANCE⁴



ECONOMIC STABILITY

35.8%

CHILDREN IN
LOW-INCOME
FAMILIES⁵

10.6%

HOUSEHOLDS
WITH CHILDREN
IN POVERTY⁶

16.9%

CHILDREN
OF COLOR IN
POVERTY⁷

17.7%

HOUSEHOLDS
WITH CHILDREN
ENROLLED IN
SNAP BENEFITS⁸

67.8%

FAMILIES WITH
CHILDREN WHO
OWN THEIR HOME⁹

CHILD WELFARE & JUVENILE JUSTICE



21.3

RATE OF CHILD
WELFARE SYSTEM
INVOLVEMENT [PER
1000]¹⁰

11.4

RATE OF NON-COURT
CHILD WELFARE SYSTEM
INVOLVEMENT [PER
1000]¹¹

10.0

RATE OF CHILDREN IN
OUT-OF-HOME CARE
[PER 1000]¹²

5.7

RATE OF YOUTH ON
PROBATION [PER 1000]¹³



EDUCATION

67.9%

OF 3RD GRADE CHILDREN
PROFICIENT IN ENGLISH
LANGUAGE ARTS¹⁴

92.7%

HIGH SCHOOLERS
GRADUATING IN
4-YEARS¹⁵

46.0%

OF CHILDREN ENROLLED IN FREE-
OR REDUCED-PRICE SCHOOL
MEALS¹⁶

1. U.S. Census Bureau, Annual County and Puerto Rico Municipio Resident Population Estimates by Selected Age Groups and Sex: April 1, 2020 to July 1, 2021.

2. U.S. Census Bureau, Annual County and Puerto Rico Municipio Resident Population Estimates by Selected Age Groups and Sex: April 1, 2020 to July 1, 2021.

3. U.S. Census Bureau, 2021 American Community Survey 5-year estimates, Table B27001.

4. U.S. Census Bureau, 2021 American Community Survey 5-year estimates, Table B27003.

5. U.S. Census Bureau, 2021 American Community Survey 5-year estimates, Table B17024.

6. U.S. Census Bureau, 2021 American Community Survey 5-year estimates, Table B17010.

7. U.S. Census Bureau, 2021 American Community Survey 5-year estimates, Table B17001B-I.

8. U.S. Census Bureau, 2021 American Community Survey 5-year estimates, Table S2201.

9. U.S. Census Bureau, 2021 American Community Survey 5-year estimates, Table B25115.

10 - 12. DHHS; U.S. Census Bureau, Resident Population Estimates.

13. Nebraska Administrative Office of the Courts & Probation.

14. Nebraska Department of Education, 2020/21 School Year.

15. Nebraska Department of Education, 2021 Cohort.

16. Nebraska Department of Education, 2020/2021 School Year.

2021 COUNTY DATA FACT SHEET



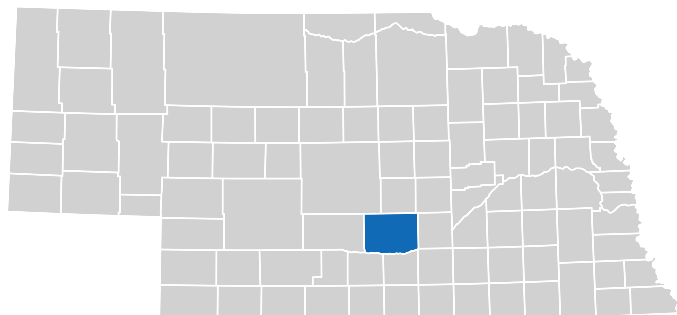
COUNTY: **BUFFALO**

TOTAL POPULATION¹

50,339

POPULATION OF CHILDREN²

13,537



HEALTH



5.8%

CHILDREN
UNINSURED³

26.5%

CHILDREN ENROLLED IN
PUBLIC HEALTH INSURANCE⁴



ECONOMIC STABILITY

19.8%

CHILDREN IN
LOW-INCOME
FAMILIES⁵

10.8%

HOUSEHOLDS
WITH CHILDREN
IN POVERTY⁶

15.7%

CHILDREN
OF COLOR IN
POVERTY⁷

14.0%

HOUSEHOLDS
WITH CHILDREN
ENROLLED IN
SNAP BENEFITS⁸

72.6%

FAMILIES WITH
CHILDREN WHO
OWN THEIR HOME⁹

CHILD WELFARE & JUVENILE JUSTICE



20.9

RATE OF CHILD
WELFARE SYSTEM
INVOLVEMENT [PER
1000]¹⁰

6.7

RATE OF NON-COURT
CHILD WELFARE SYSTEM
INVOLVEMENT [PER
1000]¹¹

10.3

RATE OF CHILDREN IN
OUT-OF-HOME CARE
[PER 1000]¹²

8.0

RATE OF YOUTH ON
PROBATION [PER 1000]¹³



EDUCATION

56.8%

OF 3RD GRADE CHILDREN
PROFICIENT IN ENGLISH
LANGUAGE ARTS¹⁴

88.9%

HIGH SCHOOLERS
GRADUATING IN
4-YEARS¹⁵

37.3%

OF CHILDREN ENROLLED IN FREE-
OR REDUCED-PRICE SCHOOL
MEALS¹⁶

1. U.S. Census Bureau, Annual County and Puerto Rico Municipio Resident Population Estimates by Selected Age Groups and Sex: April 1, 2020 to July 1, 2021.

2. U.S. Census Bureau, Annual County and Puerto Rico Municipio Resident Population Estimates by Selected Age Groups and Sex: April 1, 2020 to July 1, 2021.

3. U.S. Census Bureau, 2021 American Community Survey 5-year estimates, Table B27001.

4. U.S. Census Bureau, 2021 American Community Survey 5-year estimates, Table B27003.

5. U.S. Census Bureau, 2021 American Community Survey 5-year estimates, Table B17024.

6. U.S. Census Bureau, 2021 American Community Survey 5-year estimates, Table B17010.

7. U.S. Census Bureau, 2021 American Community Survey 5-year estimates, Table B17001B-I.

8. U.S. Census Bureau, 2021 American Community Survey 5-year estimates, Table S2201.

9. U.S. Census Bureau, 2021 American Community Survey 5-year estimates, Table B25115.

10 - 12. DHHS; U.S. Census Bureau, Resident Population Estimates.

13. Nebraska Administrative Office of the Courts & Probation.

14. Nebraska Department of Education, 2020/21 School Year.

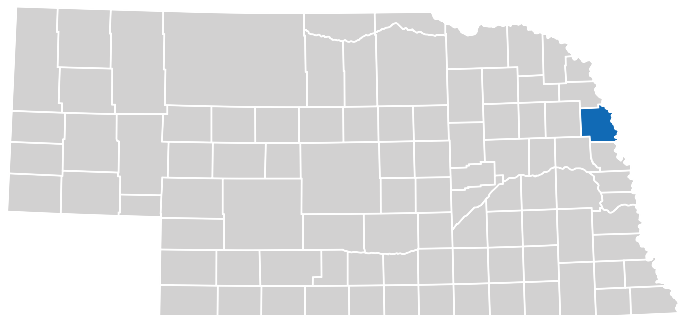
15. Nebraska Department of Education, 2021 Cohort.

16. Nebraska Department of Education, 2020/2021 School Year.

2021 COUNTY DATA FACT SHEET



COUNTY: **BURT**



TOTAL POPULATION¹

6,709

POPULATION OF CHILDREN²

1,699

HEALTH



3.6%

CHILDREN
UNINSURED³

27.4%

CHILDREN ENROLLED IN
PUBLIC HEALTH INSURANCE⁴



ECONOMIC STABILITY

25.3%

CHILDREN IN
LOW-INCOME
FAMILIES⁵

16.4%

HOUSEHOLDS
WITH CHILDREN
IN POVERTY⁶

33.2%

CHILDREN
OF COLOR IN
POVERTY⁷

16.2%

HOUSEHOLDS
WITH CHILDREN
ENROLLED IN
SNAP BENEFITS⁸

83.2%

FAMILIES WITH
CHILDREN WHO
OWN THEIR HOME⁹

CHILD WELFARE & JUVENILE JUSTICE



12.4

RATE OF CHILD
WELFARE SYSTEM
INVOLVEMENT [PER
1000]¹⁰

4.1

RATE OF NON-COURT
CHILD WELFARE SYSTEM
INVOLVEMENT [PER
1000]¹¹

5.9

RATE OF CHILDREN IN
OUT-OF-HOME CARE
[PER 1000]¹²

5.3

RATE OF YOUTH ON
PROBATION [PER 1000]¹³



EDUCATION

57.1%

OF 3RD GRADE CHILDREN
PROFICIENT IN ENGLISH
LANGUAGE ARTS¹⁴

93.8%

HIGH SCHOOLERS
GRADUATING IN
4-YEARS¹⁵

45.2%

OF CHILDREN ENROLLED IN FREE-
OR REDUCED-PRICE SCHOOL
MEALS¹⁶

1. U.S. Census Bureau, Annual County and Puerto Rico Municipio Resident Population Estimates by Selected Age Groups and Sex: April 1, 2020 to July 1, 2021.

2. U.S. Census Bureau, Annual County and Puerto Rico Municipio Resident Population Estimates by Selected Age Groups and Sex: April 1, 2020 to July 1, 2021.

3. U.S. Census Bureau, 2021 American Community Survey 5-year estimates, Table B27001.

4. U.S. Census Bureau, 2021 American Community Survey 5-year estimates, Table B27003.

5. U.S. Census Bureau, 2021 American Community Survey 5-year estimates, Table B17024.

6. U.S. Census Bureau, 2021 American Community Survey 5-year estimates, Table B17010.

7. U.S. Census Bureau, 2021 American Community Survey 5-year estimates, Table B17001B-I.

8. U.S. Census Bureau, 2021 American Community Survey 5-year estimates, Table S2201.

9. U.S. Census Bureau, 2021 American Community Survey 5-year estimates, Table B25115.

10 - 12. DHHS; U.S. Census Bureau, Resident Population Estimates.

13. Nebraska Administrative Office of the Courts & Probation.

14. Nebraska Department of Education, 2020/21 School Year.

15. Nebraska Department of Education, 2021 Cohort.

16. Nebraska Department of Education, 2020/2021 School Year.

2021 COUNTY DATA FACT SHEET



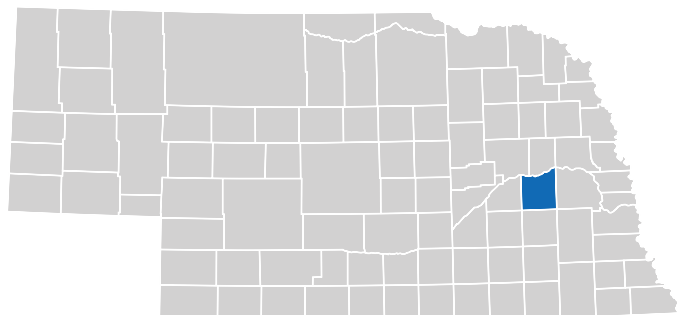
COUNTY: **BUTLER**

TOTAL POPULATION¹

8,444

POPULATION OF CHILDREN²

2,211



HEALTH



4.1%

CHILDREN
UNINSURED³

17.8%

CHILDREN ENROLLED IN
PUBLIC HEALTH INSURANCE⁴



ECONOMIC STABILITY

15.5%

CHILDREN IN
LOW-INCOME
FAMILIES⁵

8.6%

HOUSEHOLDS
WITH CHILDREN
IN POVERTY⁶

41.2%

CHILDREN
OF COLOR IN
POVERTY⁷

10.0%

HOUSEHOLDS
WITH CHILDREN
ENROLLED IN
SNAP BENEFITS⁸

81.5%

FAMILIES WITH
CHILDREN WHO
OWN THEIR HOME⁹

CHILD WELFARE & JUVENILE JUSTICE



20.8

RATE OF CHILD
WELFARE SYSTEM
INVOLVEMENT [PER
1000]¹⁰

5.0

RATE OF NON-COURT
CHILD WELFARE SYSTEM
INVOLVEMENT [PER
1000]¹¹

14.5

RATE OF CHILDREN IN
OUT-OF-HOME CARE
[PER 1000]¹²

11.3

RATE OF YOUTH ON
PROBATION [PER 1000]¹³



EDUCATION

65.0%

OF 3RD GRADE CHILDREN
PROFICIENT IN ENGLISH
LANGUAGE ARTS¹⁴

94.3%

HIGH SCHOOLERS
GRADUATING IN
4-YEARS¹⁵

34.1%

OF CHILDREN ENROLLED IN FREE-
OR REDUCED-PRICE SCHOOL
MEALS¹⁶

1. U.S. Census Bureau, Annual County and Puerto Rico Municipio Resident Population Estimates by Selected Age Groups and Sex: April 1, 2020 to July 1, 2021.

2. U.S. Census Bureau, Annual County and Puerto Rico Municipio Resident Population Estimates by Selected Age Groups and Sex: April 1, 2020 to July 1, 2021.

3. U.S. Census Bureau, 2021 American Community Survey 5-year estimates, Table B27001.

4. U.S. Census Bureau, 2021 American Community Survey 5-year estimates, Table B27003.

5. U.S. Census Bureau, 2021 American Community Survey 5-year estimates, Table B17024.

6. U.S. Census Bureau, 2021 American Community Survey 5-year estimates, Table B17010.

7. U.S. Census Bureau, 2021 American Community Survey 5-year estimates, Table B17001B-I.

8. U.S. Census Bureau, 2021 American Community Survey 5-year estimates, Table S2201.

9. U.S. Census Bureau, 2021 American Community Survey 5-year estimates, Table B25115.

10-12. DHHS; U.S. Census Bureau, Resident Population Estimates.

13. Nebraska Administrative Office of the Courts & Probation.

14. Nebraska Department of Education, 2020/21 School Year.

15. Nebraska Department of Education, 2021 Cohort.

16. Nebraska Department of Education, 2020/2021 School Year.

2021 COUNTY DATA FACT SHEET



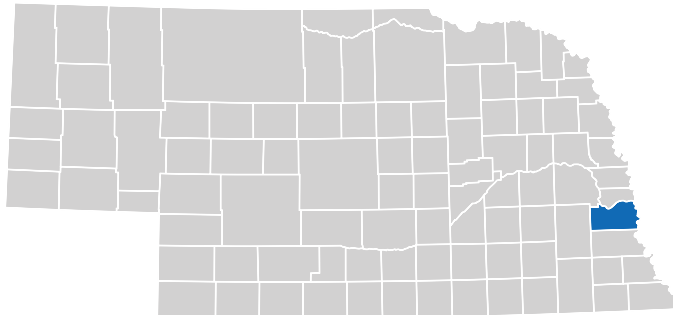
COUNTY: **CASS**

TOTAL POPULATION¹

27,017

POPULATION OF CHILDREN²

6,865



HEALTH



9.4%

CHILDREN
UNINSURED³

21.2%

CHILDREN ENROLLED IN
PUBLIC HEALTH INSURANCE⁴



ECONOMIC STABILITY

23.0%

CHILDREN IN
LOW-INCOME
FAMILIES⁵

5.7%

HOUSEHOLDS
WITH CHILDREN
IN POVERTY⁶

15.6%

CHILDREN
OF COLOR IN
POVERTY⁷

11.9%

HOUSEHOLDS
WITH CHILDREN
ENROLLED IN
SNAP BENEFITS⁸

77.6%

FAMILIES WITH
CHILDREN WHO
OWN THEIR HOME⁹

CHILD WELFARE & JUVENILE JUSTICE



N/A

RATE OF CHILD
WELFARE SYSTEM
INVOLVEMENT [PER
1000]¹⁰

8.7

RATE OF CHILDREN IN
OUT-OF-HOME CARE
[PER 1000]¹²

0.9

RATE OF NON-COURT
CHILD WELFARE SYSTEM
INVOLVEMENT [PER
1000]¹¹

3.8

RATE OF YOUTH ON
PROBATION [PER 1000]¹³



EDUCATION

51.4%

OF 3RD GRADE CHILDREN
PROFICIENT IN ENGLISH
LANGUAGE ARTS¹⁴

93.2%

HIGH SCHOOLERS
GRADUATING IN
4-YEARS¹⁵

31.5%

OF CHILDREN ENROLLED IN FREE-
OR REDUCED-PRICE SCHOOL
MEALS¹⁶

1. U.S. Census Bureau, Annual County and Puerto Rico Municipio Resident Population Estimates by Selected Age Groups and Sex: April 1, 2020 to July 1, 2021.

2. U.S. Census Bureau, Annual County and Puerto Rico Municipio Resident Population Estimates by Selected Age Groups and Sex: April 1, 2020 to July 1, 2021.

3. U.S. Census Bureau, 2021 American Community Survey 5-year estimates, Table B27001.

4. U.S. Census Bureau, 2021 American Community Survey 5-year estimates, Table B27003.

5. U.S. Census Bureau, 2021 American Community Survey 5-year estimates, Table B17024.

6. U.S. Census Bureau, 2021 American Community Survey 5-year estimates, Table B17010.

7. U.S. Census Bureau, 2021 American Community Survey 5-year estimates, Table B17001B-I.

8. U.S. Census Bureau, 2021 American Community Survey 5-year estimates, Table S2201.

9. U.S. Census Bureau, 2021 American Community Survey 5-year estimates, Table B25115.

10 - 12. DHHS; U.S. Census Bureau, Resident Population Estimates.

13. Nebraska Administrative Office of the Courts & Probation.

14. Nebraska Department of Education, 2020/21 School Year.

15. Nebraska Department of Education, 2021 Cohort.

16. Nebraska Department of Education, 2020/2021 School Year.

2021 COUNTY DATA FACT SHEET



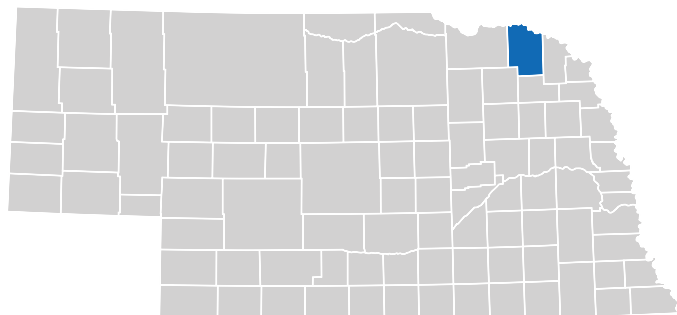
COUNTY: **CEDAR**

TOTAL POPULATION¹

8,330

POPULATION OF CHILDREN²

2,322



HEALTH



3.6%

CHILDREN
UNINSURED³

24.0%

CHILDREN ENROLLED IN
PUBLIC HEALTH INSURANCE⁴



ECONOMIC STABILITY

9.5%

CHILDREN IN
LOW-INCOME
FAMILIES⁵

5.4%

HOUSEHOLDS
WITH CHILDREN
IN POVERTY⁶

14.5%

CHILDREN
OF COLOR IN
POVERTY⁷

11.8%

HOUSEHOLDS
WITH CHILDREN
ENROLLED IN
SNAP BENEFITS⁸

82.5%

FAMILIES WITH
CHILDREN WHO
OWN THEIR HOME⁹

CHILD WELFARE & JUVENILE JUSTICE



N/A

RATE OF CHILD
WELFARE SYSTEM
INVOLVEMENT [PER
1000]¹⁰

2.6

RATE OF CHILDREN IN
OUT-OF-HOME CARE
[PER 1000]¹²

N/A

RATE OF NON-COURT
CHILD WELFARE SYSTEM
INVOLVEMENT [PER
1000]¹¹

4.7

RATE OF YOUTH ON
PROBATION [PER 1000]¹³



EDUCATION

54.6%

OF 3RD GRADE CHILDREN
PROFICIENT IN ENGLISH
LANGUAGE ARTS¹⁴

36.6%

OF CHILDREN ENROLLED IN FREE-
OR REDUCED-PRICE SCHOOL
MEALS¹⁶

95.3%

HIGH SCHOOLERS
GRADUATING IN
4-YEARS¹⁵

1. U.S. Census Bureau, Annual County and Puerto Rico Municipio Resident Population Estimates by Selected Age Groups and Sex: April 1, 2020 to July 1, 2021.
2. U.S. Census Bureau, Annual County and Puerto Rico Municipio Resident Population Estimates by Selected Age Groups and Sex: April 1, 2020 to July 1, 2021.
3. U.S. Census Bureau, 2021 American Community Survey 5-year estimates, Table B27001.
4. U.S. Census Bureau, 2021 American Community Survey 5-year estimates, Table B27003.
5. U.S. Census Bureau, 2021 American Community Survey 5-year estimates, Table B17024.
6. U.S. Census Bureau, 2021 American Community Survey 5-year estimates, Table B17010.

7. U.S. Census Bureau, 2021 American Community Survey 5-year estimates, Table B17001B-I.
8. U.S. Census Bureau, 2021 American Community Survey 5-year estimates, Table S2201.
9. U.S. Census Bureau, 2021 American Community Survey 5-year estimates, Table B25115.
10 - 12. DHHS; U.S. Census Bureau, Resident Population Estimates.
13. Nebraska Administrative Office of the Courts & Probation.
14. Nebraska Department of Education, 2020/21 School Year.
15. Nebraska Department of Education, 2021 Cohort.
16. Nebraska Department of Education, 2020/2021 School Year.

2021 COUNTY DATA FACT SHEET



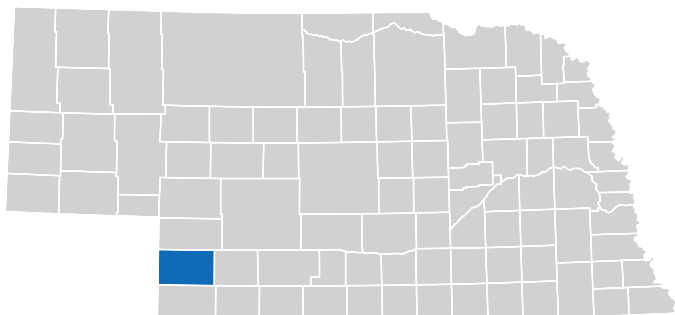
COUNTY: **CHASE**

TOTAL POPULATION¹

3,826

POPULATION OF CHILDREN²

1,049



HEALTH



4.6%

CHILDREN
UNINSURED³

28.9%

CHILDREN ENROLLED IN
PUBLIC HEALTH INSURANCE⁴



ECONOMIC STABILITY

24.5%

CHILDREN IN
LOW-INCOME
FAMILIES⁵

8.8%

HOUSEHOLDS
WITH CHILDREN
IN POVERTY⁶

18.4%

CHILDREN
OF COLOR IN
POVERTY⁷

4.3%

HOUSEHOLDS
WITH CHILDREN
ENROLLED IN
SNAP BENEFITS⁸

71.1%

FAMILIES WITH
CHILDREN WHO
OWN THEIR HOME⁹

CHILD WELFARE & JUVENILE JUSTICE



N/A

RATE OF CHILD
WELFARE SYSTEM
INVOLVEMENT [PER
1000]¹⁰

2.9

RATE OF CHILDREN IN
OUT-OF-HOME CARE
[PER 1000]¹²

2.9

RATE OF NON-COURT
CHILD WELFARE SYSTEM
INVOLVEMENT [PER
1000]¹¹

6.7

RATE OF YOUTH ON
PROBATION [PER 1000]¹³



EDUCATION

56.7%

OF 3RD GRADE CHILDREN
PROFICIENT IN ENGLISH
LANGUAGE ARTS¹⁴

87.3%

HIGH SCHOOLERS
GRADUATING IN
4-YEARS¹⁵

45.2%

OF CHILDREN ENROLLED IN FREE-
OR REDUCED-PRICE SCHOOL
MEALS¹⁶

1. U.S. Census Bureau, Annual County and Puerto Rico Municipio Resident Population Estimates by Selected Age Groups and Sex: April 1, 2020 to July 1, 2021.

2. U.S. Census Bureau, Annual County and Puerto Rico Municipio Resident Population Estimates by Selected Age Groups and Sex: April 1, 2020 to July 1, 2021.

3. U.S. Census Bureau, 2021 American Community Survey 5-year estimates, Table B27001.

4. U.S. Census Bureau, 2021 American Community Survey 5-year estimates, Table B27003.

5. U.S. Census Bureau, 2021 American Community Survey 5-year estimates, Table B17024.

6. U.S. Census Bureau, 2021 American Community Survey 5-year estimates, Table B17010.

7. U.S. Census Bureau, 2021 American Community Survey 5-year estimates, Table B17001B-I.

8. U.S. Census Bureau, 2021 American Community Survey 5-year estimates, Table S2201.

9. U.S. Census Bureau, 2021 American Community Survey 5-year estimates, Table B25115.

10 - 12. DHHS; U.S. Census Bureau, Resident Population Estimates.

13. Nebraska Administrative Office of the Courts & Probation.

14. Nebraska Department of Education, 2020/21 School Year.

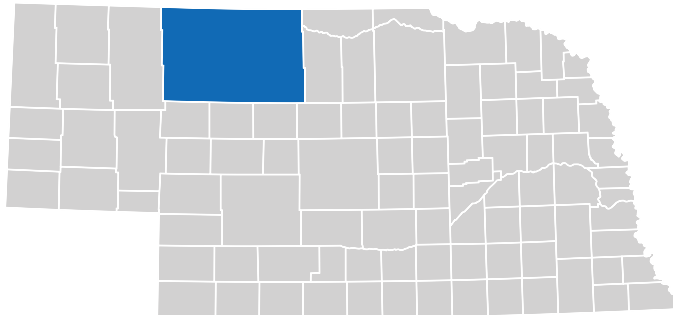
15. Nebraska Department of Education, 2021 Cohort.

16. Nebraska Department of Education, 2020/2021 School Year.

2021 COUNTY DATA FACT SHEET



COUNTY: **CHERRY**



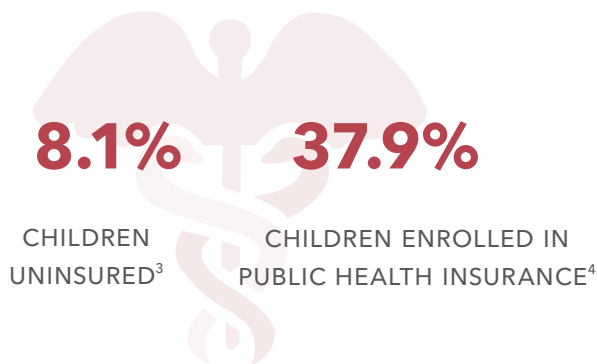
TOTAL POPULATION¹

5,458

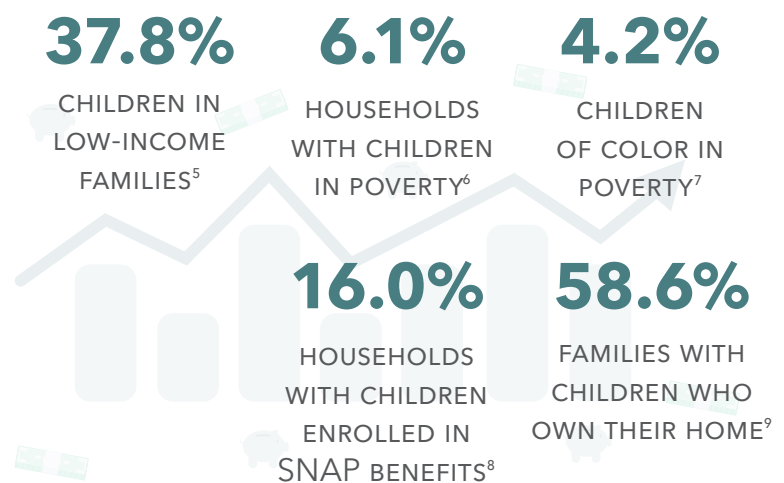
POPULATION OF CHILDREN²

1,437

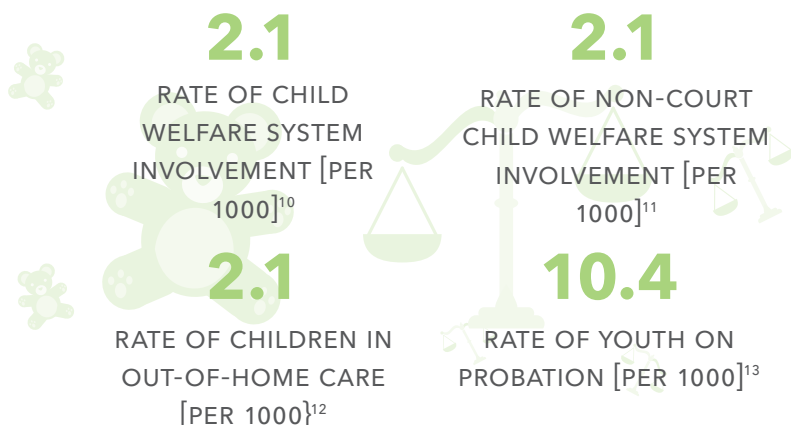
HEALTH



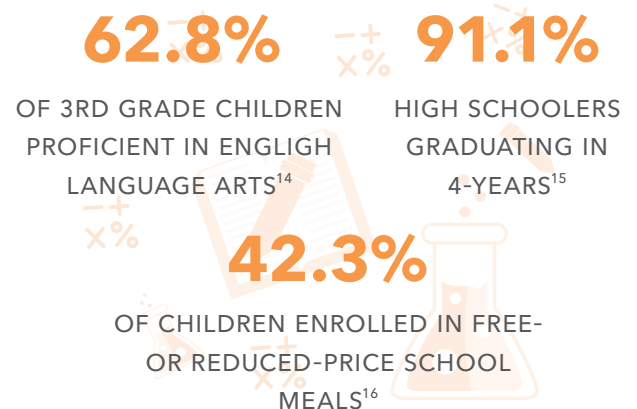
ECONOMIC STABILITY



CHILD WELFARE & JUVENILE JUSTICE



EDUCATION



1. U.S. Census Bureau, Annual County and Puerto Rico Municipio Resident Population Estimates by Selected Age Groups and Sex: April 1, 2020 to July 1, 2021.
2. U.S. Census Bureau, Annual County and Puerto Rico Municipio Resident Population Estimates by Selected Age Groups and Sex: April 1, 2020 to July 1, 2021.
3. U.S. Census Bureau, 2021 American Community Survey 5-year estimates, Table B27001.
4. U.S. Census Bureau, 2021 American Community Survey 5-year estimates, Table B27003.
5. U.S. Census Bureau, 2021 American Community Survey 5-year estimates, Table B17024.
6. U.S. Census Bureau, 2021 American Community Survey 5-year estimates, Table B17010.

7. U.S. Census Bureau, 2021 American Community Survey 5-year estimates, Table B17001B-I.
8. U.S. Census Bureau, 2021 American Community Survey 5-year estimates, Table S2201.
9. U.S. Census Bureau, 2021 American Community Survey 5-year estimates, Table B25115.
10 - 12. DHHS; U.S. Census Bureau, Resident Population Estimates.
13. Nebraska Administrative Office of the Courts & Probation.
14. Nebraska Department of Education, 2020/21 School Year.
15. Nebraska Department of Education, 2021 Cohort.
16. Nebraska Department of Education, 2020/2021 School Year.

2021 COUNTY DATA FACT SHEET



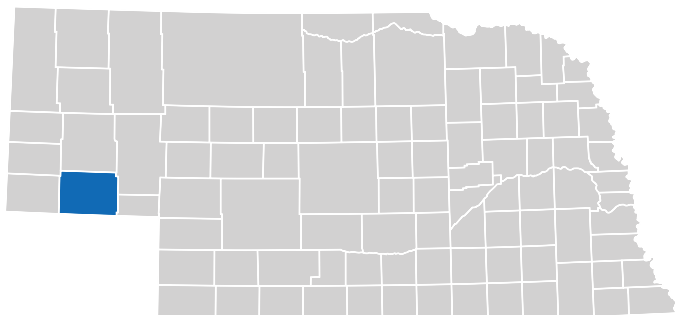
COUNTY: **CHEYENNE**

TOTAL POPULATION¹

9,529

POPULATION OF CHILDREN²

2,429



HEALTH



3.9%

CHILDREN
UNINSURED³

39.1%

CHILDREN ENROLLED IN
PUBLIC HEALTH INSURANCE⁴



ECONOMIC STABILITY

23.6%

CHILDREN IN
LOW-INCOME
FAMILIES⁵

10.4%

HOUSEHOLDS
WITH CHILDREN
IN POVERTY⁶

7.0%

CHILDREN
OF COLOR IN
POVERTY⁷

26.1%

HOUSEHOLDS
WITH CHILDREN
ENROLLED IN
SNAP BENEFITS⁸

74.6%

FAMILIES WITH
CHILDREN WHO
OWN THEIR HOME⁹

CHILD WELFARE & JUVENILE JUSTICE



28.4

RATE OF CHILD
WELFARE SYSTEM
INVOLVEMENT [PER
1000]¹⁰

10.3

RATE OF NON-COURT
CHILD WELFARE SYSTEM
INVOLVEMENT [PER
1000]¹¹

16.1

RATE OF CHILDREN IN
OUT-OF-HOME CARE
[PER 1000]¹²

5.4

RATE OF YOUTH ON
PROBATION [PER 1000]¹³



EDUCATION

58.7%

OF 3RD GRADE CHILDREN
PROFICIENT IN ENGLISH
LANGUAGE ARTS¹⁴

90.6%

HIGH SCHOOLERS
GRADUATING IN
4-YEARS¹⁵

41.3%

OF CHILDREN ENROLLED IN FREE-
OR REDUCED-PRICE SCHOOL
MEALS¹⁶

1. U.S. Census Bureau, Annual County and Puerto Rico Municipio Resident Population Estimates by Selected Age Groups and Sex: April 1, 2020 to July 1, 2021.

2. U.S. Census Bureau, Annual County and Puerto Rico Municipio Resident Population Estimates by Selected Age Groups and Sex: April 1, 2020 to July 1, 2021.

3. U.S. Census Bureau, 2021 American Community Survey 5-year estimates, Table B27001.

4. U.S. Census Bureau, 2021 American Community Survey 5-year estimates, Table B27003.

5. U.S. Census Bureau, 2021 American Community Survey 5-year estimates, Table B17024.

6. U.S. Census Bureau, 2021 American Community Survey 5-year estimates, Table B17010.

7. U.S. Census Bureau, 2021 American Community Survey 5-year estimates, Table B17001B-I.

8. U.S. Census Bureau, 2021 American Community Survey 5-year estimates, Table S2201.

9. U.S. Census Bureau, 2021 American Community Survey 5-year estimates, Table B25115.

10-12. DHHS; U.S. Census Bureau, Resident Population Estimates.

13. Nebraska Administrative Office of the Courts & Probation.

14. Nebraska Department of Education, 2020/21 School Year.

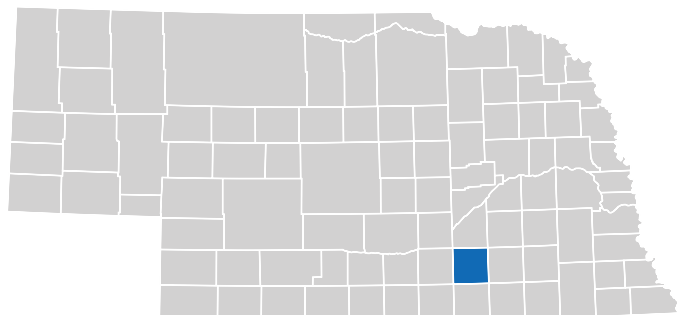
15. Nebraska Department of Education, 2021 Cohort.

16. Nebraska Department of Education, 2020/2021 School Year.

2021 COUNTY DATA FACT SHEET



COUNTY: **CLAY**



TOTAL POPULATION¹

6,078

POPULATION OF CHILDREN²

1,642

HEALTH



5.7%

CHILDREN
UNINSURED³

28.8%

CHILDREN ENROLLED IN
PUBLIC HEALTH INSURANCE⁴



ECONOMIC STABILITY

22.1%

CHILDREN IN
LOW-INCOME
FAMILIES⁵

10.0%

HOUSEHOLDS
WITH CHILDREN
IN POVERTY⁶

29.2%

CHILDREN
OF COLOR IN
POVERTY⁷

15.6%

HOUSEHOLDS
WITH CHILDREN
ENROLLED IN
SNAP BENEFITS⁸

77.8%

FAMILIES WITH
CHILDREN WHO
OWN THEIR HOME⁹

CHILD WELFARE & JUVENILE JUSTICE



11.0

RATE OF CHILD
WELFARE SYSTEM
INVOLVEMENT [PER
1000]¹⁰

3.0

RATE OF NON-COURT
CHILD WELFARE SYSTEM
INVOLVEMENT [PER
1000]¹¹

7.3

RATE OF CHILDREN IN
OUT-OF-HOME CARE
[PER 1000]¹²

7.9

RATE OF YOUTH ON
PROBATION [PER 1000]¹³



EDUCATION

51.3%

OF 3RD GRADE CHILDREN
PROFICIENT IN ENGLISH
LANGUAGE ARTS¹⁴

94.0%

HIGH SCHOOLERS
GRADUATING IN
4-YEARS¹⁵

55.6%

OF CHILDREN ENROLLED IN FREE-
OR REDUCED-PRICE SCHOOL
MEALS¹⁶

1. U.S. Census Bureau, Annual County and Puerto Rico Municipio Resident Population Estimates by Selected Age Groups and Sex: April 1, 2020 to July 1, 2021.

2. U.S. Census Bureau, Annual County and Puerto Rico Municipio Resident Population Estimates by Selected Age Groups and Sex: April 1, 2020 to July 1, 2021.

3. U.S. Census Bureau, 2021 American Community Survey 5-year estimates, Table B27001.

4. U.S. Census Bureau, 2021 American Community Survey 5-year estimates, Table B27003.

5. U.S. Census Bureau, 2021 American Community Survey 5-year estimates, Table B17024.

6. U.S. Census Bureau, 2021 American Community Survey 5-year estimates, Table B17010.

7. U.S. Census Bureau, 2021 American Community Survey 5-year estimates, Table B17001B-I.

8. U.S. Census Bureau, 2021 American Community Survey 5-year estimates, Table S2201.

9. U.S. Census Bureau, 2021 American Community Survey 5-year estimates, Table B25115.

10 - 12. DHHS; U.S. Census Bureau, Resident Population Estimates.

13. Nebraska Administrative Office of the Courts & Probation.

14. Nebraska Department of Education, 2020/21 School Year.

15. Nebraska Department of Education, 2021 Cohort.

16. Nebraska Department of Education, 2020/2021 School Year.

2021 COUNTY DATA FACT SHEET



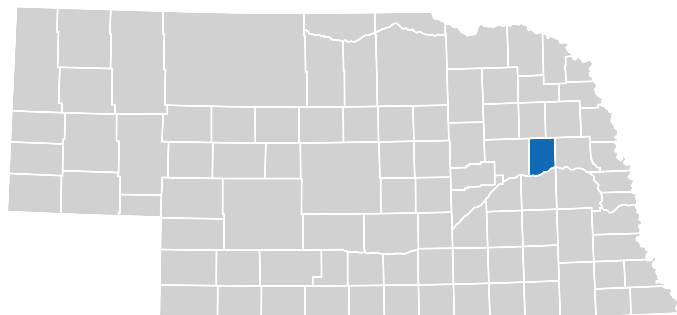
COUNTY: **COLFAX**

TOTAL POPULATION¹

10,498

POPULATION OF CHILDREN²

3,461



HEALTH



4.7%

CHILDREN
UNINSURED³

20.5%

CHILDREN ENROLLED IN
PUBLIC HEALTH INSURANCE⁴



ECONOMIC STABILITY

20.1%

CHILDREN IN
LOW-INCOME
FAMILIES⁵

9.0%

HOUSEHOLDS
WITH CHILDREN
IN POVERTY⁶

8.0%

CHILDREN
OF COLOR IN
POVERTY⁷

5.7%

HOUSEHOLDS
WITH CHILDREN
ENROLLED IN
SNAP BENEFITS⁸

77.9%

FAMILIES WITH
CHILDREN WHO
OWN THEIR HOME⁹

CHILD WELFARE & JUVENILE JUSTICE



9.0

RATE OF CHILD
WELFARE SYSTEM
INVOLVEMENT [PER
1000]¹⁰

4.0

RATE OF NON-COURT
CHILD WELFARE SYSTEM
INVOLVEMENT [PER
1000]¹¹

4.9

RATE OF CHILDREN IN
OUT-OF-HOME CARE
[PER 1000]¹²

11.3

RATE OF YOUTH ON
PROBATION [PER 1000]¹³



EDUCATION

45.0%

OF 3RD GRADE CHILDREN
PROFICIENT IN ENGLISH
LANGUAGE ARTS¹⁴

87.7%

HIGH SCHOOLERS
GRADUATING IN
4-YEARS¹⁵

50.7%

OF CHILDREN ENROLLED IN FREE-
OR REDUCED-PRICE SCHOOL
MEALS¹⁶

1. U.S. Census Bureau, Annual County and Puerto Rico Municipio Resident Population Estimates by Selected Age Groups and Sex: April 1, 2020 to July 1, 2021.

2. U.S. Census Bureau, Annual County and Puerto Rico Municipio Resident Population Estimates by Selected Age Groups and Sex: April 1, 2020 to July 1, 2021.

3. U.S. Census Bureau, 2021 American Community Survey 5-year estimates, Table B27001.

4. U.S. Census Bureau, 2021 American Community Survey 5-year estimates, Table B27003.

5. U.S. Census Bureau, 2021 American Community Survey 5-year estimates, Table B17024.

6. U.S. Census Bureau, 2021 American Community Survey 5-year estimates, Table B17010.

7. U.S. Census Bureau, 2021 American Community Survey 5-year estimates, Table B17001B-I.

8. U.S. Census Bureau, 2021 American Community Survey 5-year estimates, Table S2201.

9. U.S. Census Bureau, 2021 American Community Survey 5-year estimates, Table B25115.

10 - 12. DHHS; U.S. Census Bureau, Resident Population Estimates.

13. Nebraska Administrative Office of the Courts & Probation.

14. Nebraska Department of Education, 2020/21 School Year.

15. Nebraska Department of Education, 2021 Cohort.

16. Nebraska Department of Education, 2020/2021 School Year.

2021 COUNTY DATA FACT SHEET



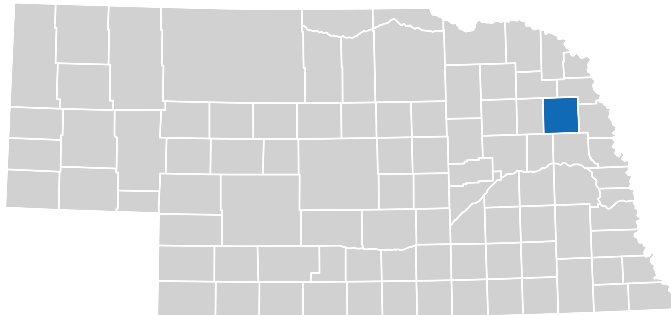
COUNTY: **CUMING**

TOTAL POPULATION¹

8,984

POPULATION OF CHILDREN²

2,432



HEALTH



3.7%

CHILDREN
UNINSURED³

20.8%

CHILDREN ENROLLED IN
PUBLIC HEALTH INSURANCE⁴



ECONOMIC STABILITY

17.3%

CHILDREN IN
LOW-INCOME
FAMILIES⁵

2.9%

HOUSEHOLDS
WITH CHILDREN
IN POVERTY⁶

N/A

CHILDREN
OF COLOR IN
POVERTY⁷

3.5%

HOUSEHOLDS
WITH CHILDREN
ENROLLED IN
SNAP BENEFITS⁸

63.2%

FAMILIES WITH
CHILDREN WHO
OWN THEIR HOME⁹

CHILD WELFARE & JUVENILE JUSTICE



20.1

RATE OF CHILD
WELFARE SYSTEM
INVOLVEMENT [PER
1000]¹⁰

6.6

RATE OF NON-COURT
CHILD WELFARE SYSTEM
INVOLVEMENT [PER
1000]¹¹

16.0

RATE OF CHILDREN IN
OUT-OF-HOME CARE
[PER 1000]¹²

11.1

RATE OF YOUTH ON
PROBATION [PER 1000]¹³



EDUCATION

61.5%

OF 3RD GRADE CHILDREN
PROFICIENT IN ENGLISH
LANGUAGE ARTS¹⁴

94.4%

HIGH SCHOOLERS
GRADUATING IN
4-YEARS¹⁵

62.9%

OF CHILDREN ENROLLED IN FREE-
OR REDUCED-PRICE SCHOOL
MEALS¹⁶

1. U.S. Census Bureau, Annual County and Puerto Rico Municipio Resident Population Estimates by Selected Age Groups and Sex: April 1, 2020 to July 1, 2021.
2. U.S. Census Bureau, Annual County and Puerto Rico Municipio Resident Population Estimates by Selected Age Groups and Sex: April 1, 2020 to July 1, 2021.
3. U.S. Census Bureau, 2021 American Community Survey 5-year estimates, Table B27001.
4. U.S. Census Bureau, 2021 American Community Survey 5-year estimates, Table B27003.
5. U.S. Census Bureau, 2021 American Community Survey 5-year estimates, Table B17024.
6. U.S. Census Bureau, 2021 American Community Survey 5-year estimates, Table B17010.

7. U.S. Census Bureau, 2021 American Community Survey 5-year estimates, Table B17001B-I.
8. U.S. Census Bureau, 2021 American Community Survey 5-year estimates, Table S2201.
9. U.S. Census Bureau, 2021 American Community Survey 5-year estimates, Table B25115.
10 - 12. DHHS; U.S. Census Bureau, Resident Population Estimates.
13. Nebraska Administrative Office of the Courts & Probation.
14. Nebraska Department of Education, 2020/21 School Year.
15. Nebraska Department of Education, 2021 Cohort.
16. Nebraska Department of Education, 2020/2021 School Year.

2021 COUNTY DATA FACT SHEET



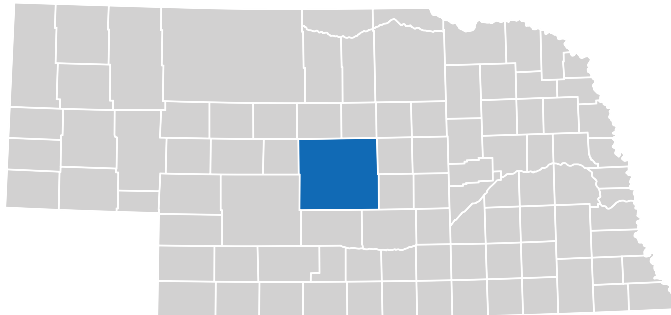
COUNTY: **CUSTER**

TOTAL POPULATION¹

10,460

POPULATION OF CHILDREN²

2,738



HEALTH



8.6%

CHILDREN
UNINSURED³

27.0%

CHILDREN ENROLLED IN
PUBLIC HEALTH INSURANCE⁴



ECONOMIC STABILITY

33.3%

CHILDREN IN
LOW-INCOME
FAMILIES⁵

13.3%

HOUSEHOLDS
WITH CHILDREN
IN POVERTY⁶

30.4%

CHILDREN
OF COLOR IN
POVERTY⁷

17.5%

HOUSEHOLDS
WITH CHILDREN
ENROLLED IN
SNAP BENEFITS⁸

63.7%

FAMILIES WITH
CHILDREN WHO
OWN THEIR HOME⁹

CHILD WELFARE & JUVENILE JUSTICE



17.5

RATE OF CHILD
WELFARE SYSTEM
INVOLVEMENT [PER
1000]¹⁰

6.2

RATE OF NON-COURT
CHILD WELFARE SYSTEM
INVOLVEMENT [PER
1000]¹¹

8.4

RATE OF CHILDREN IN
OUT-OF-HOME CARE
[PER 1000]¹²

4.4

RATE OF YOUTH ON
PROBATION [PER 1000]¹³



EDUCATION

54.7%

OF 3RD GRADE CHILDREN
PROFICIENT IN ENGLISH
LANGUAGE ARTS¹⁴

94.6%

HIGH SCHOOLERS
GRADUATING IN
4-YEARS¹⁵

44.2%

OF CHILDREN ENROLLED IN FREE-
OR REDUCED-PRICE SCHOOL
MEALS¹⁶

1. U.S. Census Bureau, Annual County and Puerto Rico Municipio Resident Population Estimates by Selected Age Groups and Sex: April 1, 2020 to July 1, 2021.

2. U.S. Census Bureau, Annual County and Puerto Rico Municipio Resident Population Estimates by Selected Age Groups and Sex: April 1, 2020 to July 1, 2021.

3. U.S. Census Bureau, 2021 American Community Survey 5-year estimates, Table B27001.

4. U.S. Census Bureau, 2021 American Community Survey 5-year estimates, Table B27003.

5. U.S. Census Bureau, 2021 American Community Survey 5-year estimates, Table B17024.

6. U.S. Census Bureau, 2021 American Community Survey 5-year estimates, Table B17010.

7. U.S. Census Bureau, 2021 American Community Survey 5-year estimates, Table B17001B-I.

8. U.S. Census Bureau, 2021 American Community Survey 5-year estimates, Table S2201.

9. U.S. Census Bureau, 2021 American Community Survey 5-year estimates, Table B25115.

10-12. DHHS; U.S. Census Bureau, Resident Population Estimates.

13. Nebraska Administrative Office of the Courts & Probation.

14. Nebraska Department of Education, 2020/21 School Year.

15. Nebraska Department of Education, 2021 Cohort.

16. Nebraska Department of Education, 2020/2021 School Year.

2021 COUNTY DATA FACT SHEET



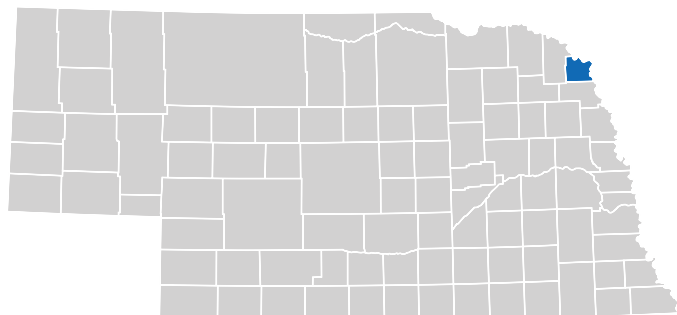
COUNTY: **DAKOTA**

TOTAL POPULATION¹

21,241

POPULATION OF CHILDREN²

6,763



HEALTH



4.4%

CHILDREN
UNINSURED³

43.5%

CHILDREN ENROLLED IN
PUBLIC HEALTH INSURANCE⁴



ECONOMIC STABILITY

33.2%

CHILDREN IN
LOW-INCOME
FAMILIES⁵

13.9%

HOUSEHOLDS
WITH CHILDREN
IN POVERTY⁶

17.1%

CHILDREN
OF COLOR IN
POVERTY⁷

18.8%

HOUSEHOLDS
WITH CHILDREN
ENROLLED IN
SNAP BENEFITS⁸

59.6%

FAMILIES WITH
CHILDREN WHO
OWN THEIR HOME⁹

CHILD WELFARE & JUVENILE JUSTICE



9.2

RATE OF CHILD
WELFARE SYSTEM
INVOLVEMENT [PER
1000]¹⁰

0.9

RATE OF NON-COURT
CHILD WELFARE SYSTEM
INVOLVEMENT [PER
1000]¹¹

7.5

RATE OF CHILDREN IN
OUT-OF-HOME CARE
[PER 1000]¹²

10.1

RATE OF YOUTH ON
PROBATION [PER 1000]¹³



EDUCATION

33.0%

OF 3RD GRADE CHILDREN
PROFICIENT IN ENGLISH
LANGUAGE ARTS¹⁴

89.2%

HIGH SCHOOLERS
GRADUATING IN
4-YEARS¹⁵

66.9%

OF CHILDREN ENROLLED IN FREE-
OR REDUCED-PRICE SCHOOL
MEALS¹⁶

1. U.S. Census Bureau, Annual County and Puerto Rico Municipio Resident Population Estimates by Selected Age Groups and Sex: April 1, 2020 to July 1, 2021.

2. U.S. Census Bureau, Annual County and Puerto Rico Municipio Resident Population Estimates by Selected Age Groups and Sex: April 1, 2020 to July 1, 2021.

3. U.S. Census Bureau, 2021 American Community Survey 5-year estimates, Table B27001.

4. U.S. Census Bureau, 2021 American Community Survey 5-year estimates, Table B27003.

5. U.S. Census Bureau, 2021 American Community Survey 5-year estimates, Table B17024.

6. U.S. Census Bureau, 2021 American Community Survey 5-year estimates, Table B17010.

7. U.S. Census Bureau, 2021 American Community Survey 5-year estimates, Table B17001B-I.

8. U.S. Census Bureau, 2021 American Community Survey 5-year estimates, Table S2201.

9. U.S. Census Bureau, 2021 American Community Survey 5-year estimates, Table B25115.

10 - 12. DHHS; U.S. Census Bureau, Resident Population Estimates.

13. Nebraska Administrative Office of the Courts & Probation.

14. Nebraska Department of Education, 2020/21 School Year.

15. Nebraska Department of Education, 2021 Cohort.

16. Nebraska Department of Education, 2020/2021 School Year.

2021 COUNTY DATA FACT SHEET



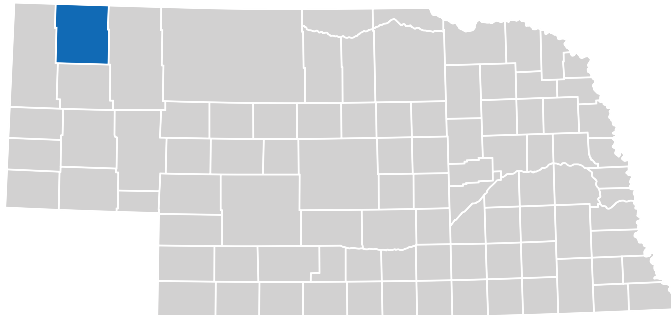
COUNTY: **DAWES**

TOTAL POPULATION¹

8,148

POPULATION OF CHILDREN²

2,008



HEALTH



5.2%

CHILDREN
UNINSURED³

24.9%

CHILDREN ENROLLED IN
PUBLIC HEALTH INSURANCE⁴



ECONOMIC STABILITY

18.2%

CHILDREN IN
LOW-INCOME
FAMILIES⁵

18.1%

HOUSEHOLDS
WITH CHILDREN
IN POVERTY⁶

47.7%

CHILDREN
OF COLOR IN
POVERTY⁷

17.8%

HOUSEHOLDS
WITH CHILDREN
ENROLLED IN
SNAP BENEFITS⁸

66.8%

FAMILIES WITH
CHILDREN WHO
OWN THEIR HOME⁹

CHILD WELFARE & JUVENILE JUSTICE



15.9

RATE OF CHILD
WELFARE SYSTEM
INVOLVEMENT [PER
1000]¹⁰

7.0

RATE OF NON-COURT
CHILD WELFARE SYSTEM
INVOLVEMENT [PER
1000]¹¹

5.5

RATE OF CHILDREN IN
OUT-OF-HOME CARE
[PER 1000]¹²

7.0

RATE OF YOUTH ON
PROBATION [PER 1000]¹³



EDUCATION

43.3%

OF 3RD GRADE CHILDREN
PROFICIENT IN ENGLISH
LANGUAGE ARTS¹⁴

81.3%

HIGH SCHOOLERS
GRADUATING IN
4-YEARS¹⁵

41.5%

OF CHILDREN ENROLLED IN FREE-
OR REDUCED-PRICE SCHOOL
MEALS¹⁶

1. U.S. Census Bureau, Annual County and Puerto Rico Municipio Resident Population Estimates by Selected Age Groups and Sex: April 1, 2020 to July 1, 2021.

2. U.S. Census Bureau, Annual County and Puerto Rico Municipio Resident Population Estimates by Selected Age Groups and Sex: April 1, 2020 to July 1, 2021.

3. U.S. Census Bureau, 2021 American Community Survey 5-year estimates, Table B27001.

4. U.S. Census Bureau, 2021 American Community Survey 5-year estimates, Table B27003.

5. U.S. Census Bureau, 2021 American Community Survey 5-year estimates, Table B17024.

6. U.S. Census Bureau, 2021 American Community Survey 5-year estimates, Table B17010.

7. U.S. Census Bureau, 2021 American Community Survey 5-year estimates, Table B17001B-I.

8. U.S. Census Bureau, 2021 American Community Survey 5-year estimates, Table S2201.

9. U.S. Census Bureau, 2021 American Community Survey 5-year estimates, Table B25115.

10 - 12. DHHS; U.S. Census Bureau, Resident Population Estimates.

13. Nebraska Administrative Office of the Courts & Probation.

14. Nebraska Department of Education, 2020/21 School Year.

15. Nebraska Department of Education, 2021 Cohort.

16. Nebraska Department of Education, 2020/2021 School Year.

2021 COUNTY DATA FACT SHEET



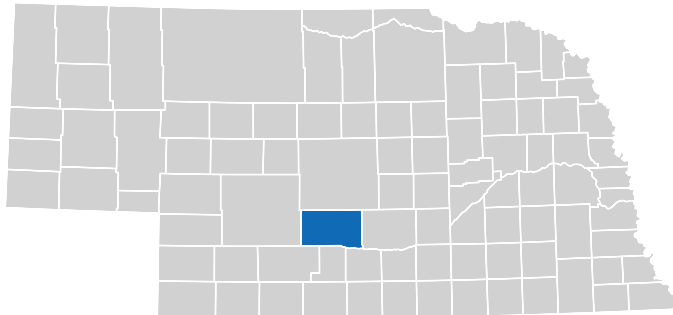
COUNTY: **DAWSON**

TOTAL POPULATION¹

23,898

POPULATION OF CHILDREN²

7,136



HEALTH



6.5%

CHILDREN
UNINSURED³

35.9%

CHILDREN ENROLLED IN
PUBLIC HEALTH INSURANCE⁴



ECONOMIC STABILITY

27.3%

CHILDREN IN
LOW-INCOME
FAMILIES⁵

13.3%

HOUSEHOLDS
WITH CHILDREN
IN POVERTY⁶

26.7%

CHILDREN
OF COLOR IN
POVERTY⁷

9.6%

HOUSEHOLDS
WITH CHILDREN
ENROLLED IN
SNAP BENEFITS⁸

67.3%

FAMILIES WITH
CHILDREN WHO
OWN THEIR HOME⁹

CHILD WELFARE & JUVENILE JUSTICE



15.1

RATE OF CHILD
WELFARE SYSTEM
INVOLVEMENT [PER
1000]¹⁰

2.2

RATE OF NON-COURT
CHILD WELFARE SYSTEM
INVOLVEMENT [PER
1000]¹¹

11.9

RATE OF CHILDREN IN
OUT-OF-HOME CARE
[PER 1000]¹²

12.2

RATE OF YOUTH ON
PROBATION [PER 1000]¹³



EDUCATION

33.0%

OF 3RD GRADE CHILDREN
PROFICIENT IN ENGLISH
LANGUAGE ARTS¹⁴

96.4%

HIGH SCHOOLERS
GRADUATING IN
4-YEARS¹⁵

60.7%

OF CHILDREN ENROLLED IN FREE-
OR REDUCED-PRICE SCHOOL
MEALS¹⁶

1. U.S. Census Bureau, Annual County and Puerto Rico Municipio Resident Population Estimates by Selected Age Groups and Sex: April 1, 2020 to July 1, 2021.

2. U.S. Census Bureau, Annual County and Puerto Rico Municipio Resident Population Estimates by Selected Age Groups and Sex: April 1, 2020 to July 1, 2021.

3. U.S. Census Bureau, 2021 American Community Survey 5-year estimates, Table B27001.

4. U.S. Census Bureau, 2021 American Community Survey 5-year estimates, Table B27003.

5. U.S. Census Bureau, 2021 American Community Survey 5-year estimates, Table B17024.

6. U.S. Census Bureau, 2021 American Community Survey 5-year estimates, Table B17010.

7. U.S. Census Bureau, 2021 American Community Survey 5-year estimates, Table B17001B-I.

8. U.S. Census Bureau, 2021 American Community Survey 5-year estimates, Table S2201.

9. U.S. Census Bureau, 2021 American Community Survey 5-year estimates, Table B25115.

10 - 12. DHHS; U.S. Census Bureau, Resident Population Estimates.

13. Nebraska Administrative Office of the Courts & Probation.

14. Nebraska Department of Education, 2020/21 School Year.

15. Nebraska Department of Education, 2021 Cohort.

16. Nebraska Department of Education, 2020/2021 School Year.

2021 COUNTY DATA FACT SHEET



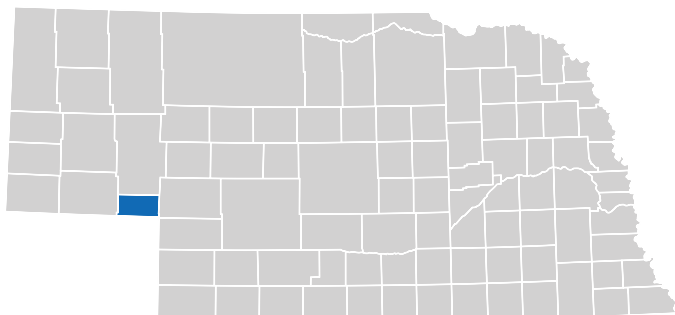
COUNTY: **DEUEL**

TOTAL POPULATION¹

1,865

POPULATION OF CHILDREN²

439



HEALTH



1.6%

CHILDREN
UNINSURED³

38.1%

CHILDREN ENROLLED IN
PUBLIC HEALTH INSURANCE⁴



ECONOMIC STABILITY

23.6%

CHILDREN IN
LOW-INCOME
FAMILIES⁵

7.2%

HOUSEHOLDS
WITH CHILDREN
IN POVERTY⁶

N/A

CHILDREN
OF COLOR IN
POVERTY⁷

24.7%

HOUSEHOLDS
WITH CHILDREN
ENROLLED IN
SNAP BENEFITS⁸

83.6%

FAMILIES WITH
CHILDREN WHO
OWN THEIR HOME⁹

CHILD WELFARE & JUVENILE JUSTICE



15.9

RATE OF CHILD
WELFARE SYSTEM
INVOLVEMENT [PER
1000]¹⁰

6.8

RATE OF NON-COURT
CHILD WELFARE SYSTEM
INVOLVEMENT [PER
1000]¹¹

6.8

RATE OF CHILDREN IN
OUT-OF-HOME CARE
[PER 1000]¹²

2.3

RATE OF YOUTH ON
PROBATION [PER 1000]¹³



EDUCATION

35.5%

OF 3RD GRADE CHILDREN
PROFICIENT IN ENGLISH
LANGUAGE ARTS¹⁴

84.9%

HIGH SCHOOLERS
GRADUATING IN
4-YEARS¹⁵

52.4%

OF CHILDREN ENROLLED IN FREE-
OR REDUCED-PRICE SCHOOL
MEALS¹⁶

1. U.S. Census Bureau, Annual County and Puerto Rico Municipio Resident Population Estimates by Selected Age Groups and Sex: April 1, 2020 to July 1, 2021.

2. U.S. Census Bureau, Annual County and Puerto Rico Municipio Resident Population Estimates by Selected Age Groups and Sex: April 1, 2020 to July 1, 2021.

3. U.S. Census Bureau, 2021 American Community Survey 5-year estimates, Table B27001.

4. U.S. Census Bureau, 2021 American Community Survey 5-year estimates, Table B27003.

5. U.S. Census Bureau, 2021 American Community Survey 5-year estimates, Table B17024.

6. U.S. Census Bureau, 2021 American Community Survey 5-year estimates, Table B17010.

7. U.S. Census Bureau, 2021 American Community Survey 5-year estimates, Table B17001B-I.

8. U.S. Census Bureau, 2021 American Community Survey 5-year estimates, Table S2201.

9. U.S. Census Bureau, 2021 American Community Survey 5-year estimates, Table B25115.

10 - 12. DHHS; U.S. Census Bureau, Resident Population Estimates.

13. Nebraska Administrative Office of the Courts & Probation.

14. Nebraska Department of Education, 2020/21 School Year.

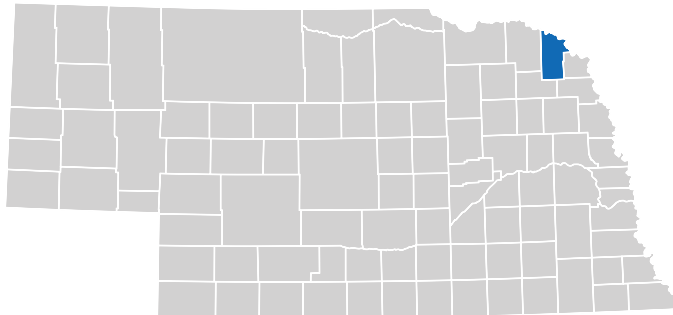
15. Nebraska Department of Education, 2021 Cohort.

16. Nebraska Department of Education, 2020/2021 School Year.

2021 COUNTY DATA FACT SHEET



COUNTY: **DIXON**



TOTAL POPULATION¹

5,545

POPULATION OF CHILDREN²

1,528

HEALTH



6.6%

CHILDREN
UNINSURED³

24.0%

CHILDREN ENROLLED IN
PUBLIC HEALTH INSURANCE⁴



ECONOMIC STABILITY

31.1%

CHILDREN IN
LOW-INCOME
FAMILIES⁵

10.5%

HOUSEHOLDS
WITH CHILDREN
IN POVERTY⁶

2.6%

CHILDREN
OF COLOR IN
POVERTY⁷

7.0%

HOUSEHOLDS
WITH CHILDREN
ENROLLED IN
SNAP BENEFITS⁸

69.7%

FAMILIES WITH
CHILDREN WHO
OWN THEIR HOME⁹

CHILD WELFARE & JUVENILE JUSTICE



8.5

RATE OF CHILD
WELFARE SYSTEM
INVOLVEMENT [PER
1000]¹⁰

2.0

RATE OF NON-COURT
CHILD WELFARE SYSTEM
INVOLVEMENT [PER
1000]¹¹

5.2

RATE OF CHILDREN IN
OUT-OF-HOME CARE
[PER 1000]¹²

0.7

RATE OF YOUTH ON
PROBATION [PER 1000]¹³



EDUCATION

53.9%

OF 3RD GRADE CHILDREN
PROFICIENT IN ENGLISH
LANGUAGE ARTS¹⁴

91.5%

HIGH SCHOOLERS
GRADUATING IN
4-YEARS¹⁵

34.6%

OF CHILDREN ENROLLED IN FREE-
OR REDUCED-PRICE SCHOOL
MEALS¹⁶

1. U.S. Census Bureau, Annual County and Puerto Rico Municipio Resident Population Estimates by Selected Age Groups and Sex: April 1, 2020 to July 1, 2021.

2. U.S. Census Bureau, Annual County and Puerto Rico Municipio Resident Population Estimates by Selected Age Groups and Sex: April 1, 2020 to July 1, 2021.

3. U.S. Census Bureau, 2021 American Community Survey 5-year estimates, Table B27001.

4. U.S. Census Bureau, 2021 American Community Survey 5-year estimates, Table B27003.

5. U.S. Census Bureau, 2021 American Community Survey 5-year estimates, Table B17024.

6. U.S. Census Bureau, 2021 American Community Survey 5-year estimates, Table B17010.

7. U.S. Census Bureau, 2021 American Community Survey 5-year estimates, Table B17001B-I.

8. U.S. Census Bureau, 2021 American Community Survey 5-year estimates, Table S2201.

9. U.S. Census Bureau, 2021 American Community Survey 5-year estimates, Table B25115.

10 - 12. DHHS; U.S. Census Bureau, Resident Population Estimates.

13. Nebraska Administrative Office of the Courts & Probation.

14. Nebraska Department of Education, 2020/21 School Year.

15. Nebraska Department of Education, 2021 Cohort.

16. Nebraska Department of Education, 2020/2021 School Year.

2021 COUNTY DATA FACT SHEET



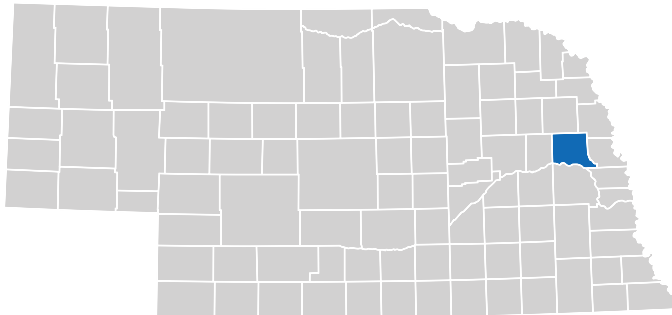
COUNTY: **DODGE**

TOTAL POPULATION¹

37,103

POPULATION OF CHILDREN²

10,205



HEALTH



3.1%

CHILDREN
UNINSURED³

38.4%

CHILDREN ENROLLED IN
PUBLIC HEALTH INSURANCE⁴



ECONOMIC STABILITY

27.0%

CHILDREN IN
LOW-INCOME
FAMILIES⁵

12.5%

HOUSEHOLDS
WITH CHILDREN
IN POVERTY⁶

13.6%

CHILDREN
OF COLOR IN
POVERTY⁷

18.5%

HOUSEHOLDS
WITH CHILDREN
ENROLLED IN
SNAP BENEFITS⁸

65.2%

FAMILIES WITH
CHILDREN WHO
OWN THEIR HOME⁹

CHILD WELFARE & JUVENILE JUSTICE



25.6

RATE OF CHILD
WELFARE SYSTEM
INVOLVEMENT [PER
1000]¹⁰

11.5

RATE OF NON-COURT
CHILD WELFARE SYSTEM
INVOLVEMENT [PER
1000]¹¹

13.9

RATE OF CHILDREN IN
OUT-OF-HOME CARE
[PER 1000]¹²

11.2

RATE OF YOUTH ON
PROBATION [PER 1000]¹³



EDUCATION

42.4%

OF 3RD GRADE CHILDREN
PROFICIENT IN ENGLISH
LANGUAGE ARTS¹⁴

87.6%

HIGH SCHOOLERS
GRADUATING IN
4-YEARS¹⁵

49.6%

OF CHILDREN ENROLLED IN FREE-
OR REDUCED-PRICE SCHOOL
MEALS¹⁶

1. U.S. Census Bureau, Annual County and Puerto Rico Municipio Resident Population Estimates by Selected Age Groups and Sex: April 1, 2020 to July 1, 2021.

2. U.S. Census Bureau, Annual County and Puerto Rico Municipio Resident Population Estimates by Selected Age Groups and Sex: April 1, 2020 to July 1, 2021.

3. U.S. Census Bureau, 2021 American Community Survey 5-year estimates, Table B27001.

4. U.S. Census Bureau, 2021 American Community Survey 5-year estimates, Table B27003.

5. U.S. Census Bureau, 2021 American Community Survey 5-year estimates, Table B17024.

6. U.S. Census Bureau, 2021 American Community Survey 5-year estimates, Table B17010.

7. U.S. Census Bureau, 2021 American Community Survey 5-year estimates, Table B17001B-I.

8. U.S. Census Bureau, 2021 American Community Survey 5-year estimates, Table S2201.

9. U.S. Census Bureau, 2021 American Community Survey 5-year estimates, Table B25115.

10 - 12. DHHS; U.S. Census Bureau, Resident Population Estimates.

13. Nebraska Administrative Office of the Courts & Probation.

14. Nebraska Department of Education, 2020/21 School Year.

15. Nebraska Department of Education, 2021 Cohort.

16. Nebraska Department of Education, 2020/2021 School Year.

2021 COUNTY DATA FACT SHEET



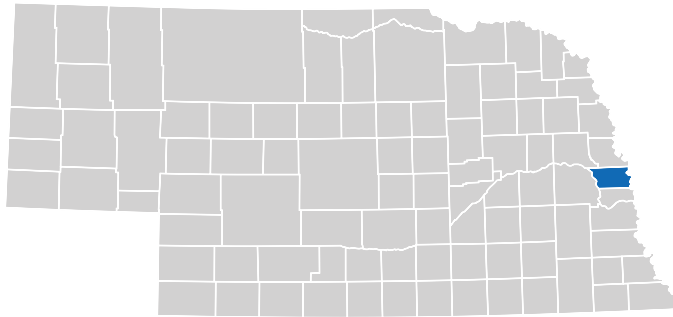
COUNTY: **DOUGLAS**

TOTAL POPULATION¹

585,008

POPULATION OF CHILDREN²

163,567



HEALTH



6.1%

CHILDREN
UNINSURED³

30.0%

CHILDREN ENROLLED IN
PUBLIC HEALTH INSURANCE⁴



ECONOMIC STABILITY

24.5%

CHILDREN IN
LOW-INCOME
FAMILIES⁵

10.5%

HOUSEHOLDS
WITH CHILDREN
IN POVERTY⁶

23.0%

CHILDREN
OF COLOR IN
POVERTY⁷

14.9%

HOUSEHOLDS
WITH CHILDREN
ENROLLED IN
SNAP BENEFITS⁸

69.2%

FAMILIES WITH
CHILDREN WHO
OWN THEIR HOME⁹

CHILD WELFARE & JUVENILE JUSTICE



18.7

RATE OF CHILD
WELFARE SYSTEM
INVOLVEMENT [PER
1000]¹⁰

5.6

RATE OF NON-COURT
CHILD WELFARE SYSTEM
INVOLVEMENT [PER
1000]¹¹

12.3

RATE OF CHILDREN IN
OUT-OF-HOME CARE
[PER 1000]¹²

4.7

RATE OF YOUTH ON
PROBATION [PER 1000]¹³



EDUCATION

46.6%

OF 3RD GRADE CHILDREN
PROFICIENT IN ENGLISH
LANGUAGE ARTS¹⁴

82.4%

HIGH SCHOOLERS
GRADUATING IN
4-YEARS¹⁵

47.3%

OF CHILDREN ENROLLED IN FREE-
OR REDUCED-PRICE SCHOOL
MEALS¹⁶

1. U.S. Census Bureau, Annual County and Puerto Rico Municipio Resident Population Estimates by Selected Age Groups and Sex: April 1, 2020 to July 1, 2021.

2. U.S. Census Bureau, Annual County and Puerto Rico Municipio Resident Population Estimates by Selected Age Groups and Sex: April 1, 2020 to July 1, 2021.

3. U.S. Census Bureau, 2021 American Community Survey 5-year estimates, Table B27001.

4. U.S. Census Bureau, 2021 American Community Survey 5-year estimates, Table B27003.

5. U.S. Census Bureau, 2021 American Community Survey 5-year estimates, Table B17024.

6. U.S. Census Bureau, 2021 American Community Survey 5-year estimates, Table B17010.

7. U.S. Census Bureau, 2021 American Community Survey 5-year estimates, Table B17001B-I.

8. U.S. Census Bureau, 2021 American Community Survey 5-year estimates, Table S2201.

9. U.S. Census Bureau, 2021 American Community Survey 5-year estimates, Table B25115.

10 - 12. DHHS; U.S. Census Bureau, Resident Population Estimates.

13. Nebraska Administrative Office of the Courts & Probation.

14. Nebraska Department of Education, 2020/21 School Year.

15. Nebraska Department of Education, 2021 Cohort.

16. Nebraska Department of Education, 2020/2021 School Year.

2021 COUNTY DATA FACT SHEET



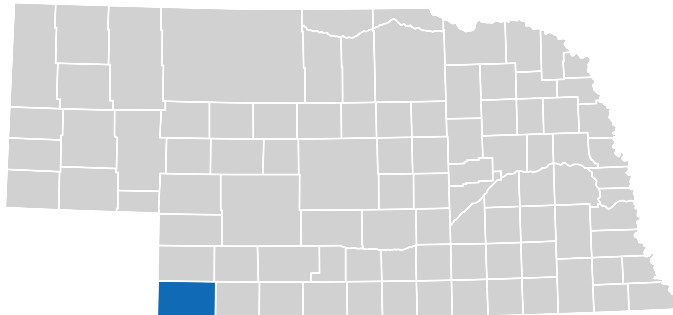
COUNTY: **DUNDY**

TOTAL POPULATION¹

1,635

POPULATION OF CHILDREN²

352



HEALTH



14.1%

CHILDREN
UNINSURED³

38.5%

CHILDREN ENROLLED IN
PUBLIC HEALTH INSURANCE⁴



ECONOMIC STABILITY

42.8%

CHILDREN IN
LOW-INCOME
FAMILIES⁵

24.5%

HOUSEHOLDS
WITH CHILDREN
IN POVERTY⁶

22.1%

CHILDREN
OF COLOR IN
POVERTY⁷

12.4%

HOUSEHOLDS
WITH CHILDREN
ENROLLED IN
SNAP BENEFITS⁸

56.5%

FAMILIES WITH
CHILDREN WHO
OWN THEIR HOME⁹

CHILD WELFARE & JUVENILE JUSTICE



8.5

RATE OF CHILD
WELFARE SYSTEM
INVOLVEMENT [PER
1000]¹⁰

8.5

RATE OF NON-COURT
CHILD WELFARE SYSTEM
INVOLVEMENT [PER
1000]¹¹

8.5

RATE OF CHILDREN IN
OUT-OF-HOME CARE
[PER 1000]¹²

5.7

RATE OF YOUTH ON
PROBATION [PER 1000]¹³



EDUCATION

76.5%

OF 3RD GRADE CHILDREN
PROFICIENT IN ENGLISH
LANGUAGE ARTS¹⁴

88.5%

HIGH SCHOOLERS
GRADUATING IN
4-YEARS¹⁵

57.4%

OF CHILDREN ENROLLED IN FREE-
OR REDUCED-PRICE SCHOOL
MEALS¹⁶

1. U.S. Census Bureau, Annual County and Puerto Rico Municipio Resident Population Estimates by Selected Age Groups and Sex: April 1, 2020 to July 1, 2021.

2. U.S. Census Bureau, Annual County and Puerto Rico Municipio Resident Population Estimates by Selected Age Groups and Sex: April 1, 2020 to July 1, 2021.

3. U.S. Census Bureau, 2021 American Community Survey 5-year estimates, Table B27001.

4. U.S. Census Bureau, 2021 American Community Survey 5-year estimates, Table B27003.

5. U.S. Census Bureau, 2021 American Community Survey 5-year estimates, Table B17024.

6. U.S. Census Bureau, 2021 American Community Survey 5-year estimates, Table B17010.

7. U.S. Census Bureau, 2021 American Community Survey 5-year estimates, Table B17001B-I.

8. U.S. Census Bureau, 2021 American Community Survey 5-year estimates, Table S2201.

9. U.S. Census Bureau, 2021 American Community Survey 5-year estimates, Table B25115.

10 - 12. DHHS; U.S. Census Bureau, Resident Population Estimates.

13. Nebraska Administrative Office of the Courts & Probation.

14. Nebraska Department of Education, 2020/21 School Year.

15. Nebraska Department of Education, 2021 Cohort.

16. Nebraska Department of Education, 2020/2021 School Year.

2021 COUNTY DATA FACT SHEET



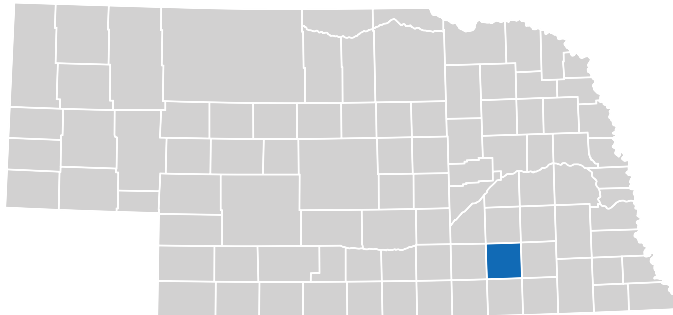
COUNTY: **FILLMORE**

TOTAL POPULATION¹

5,546

POPULATION OF CHILDREN²

1,210



HEALTH



2.0%

CHILDREN
UNINSURED³

24.6%

CHILDREN ENROLLED IN
PUBLIC HEALTH INSURANCE⁴



ECONOMIC STABILITY

15.8%

CHILDREN IN
LOW-INCOME
FAMILIES⁵

6.5%

HOUSEHOLDS
WITH CHILDREN
IN POVERTY⁶

14.0%

CHILDREN
OF COLOR IN
POVERTY⁷

5.8%

HOUSEHOLDS
WITH CHILDREN
ENROLLED IN
SNAP BENEFITS⁸

82.6%

FAMILIES WITH
CHILDREN WHO
OWN THEIR HOME⁹

CHILD WELFARE & JUVENILE JUSTICE



19.0

RATE OF CHILD
WELFARE SYSTEM
INVOLVEMENT [PER
1000]¹⁰

6.6

RATE OF NON-COURT
CHILD WELFARE SYSTEM
INVOLVEMENT [PER
1000]¹¹

5.8

RATE OF CHILDREN IN
OUT-OF-HOME CARE
[PER 1000]¹²

5.0

RATE OF YOUTH ON
PROBATION [PER 1000]¹³



EDUCATION

57.1%

OF 3RD GRADE CHILDREN
PROFICIENT IN ENGLISH
LANGUAGE ARTS¹⁴

82.7%

HIGH SCHOOLERS
GRADUATING IN
4-YEARS¹⁵

30.4%

OF CHILDREN ENROLLED IN FREE-
OR REDUCED-PRICE SCHOOL
MEALS¹⁶

1. U.S. Census Bureau, Annual County and Puerto Rico Municipio Resident Population Estimates by Selected Age Groups and Sex: April 1, 2020 to July 1, 2021.

2. U.S. Census Bureau, Annual County and Puerto Rico Municipio Resident Population Estimates by Selected Age Groups and Sex: April 1, 2020 to July 1, 2021.

3. U.S. Census Bureau, 2021 American Community Survey 5-year estimates, Table B27001.

4. U.S. Census Bureau, 2021 American Community Survey 5-year estimates, Table B27003.

5. U.S. Census Bureau, 2021 American Community Survey 5-year estimates, Table B17024.

6. U.S. Census Bureau, 2021 American Community Survey 5-year estimates, Table B17010.

7. U.S. Census Bureau, 2021 American Community Survey 5-year estimates, Table B17001B-I.

8. U.S. Census Bureau, 2021 American Community Survey 5-year estimates, Table S2201.

9. U.S. Census Bureau, 2021 American Community Survey 5-year estimates, Table B25115.

10 - 12. DHHS; U.S. Census Bureau, Resident Population Estimates.

13. Nebraska Administrative Office of the Courts & Probation.

14. Nebraska Department of Education, 2020/21 School Year.

15. Nebraska Department of Education, 2021 Cohort.

16. Nebraska Department of Education, 2020/2021 School Year.

2021 COUNTY DATA FACT SHEET



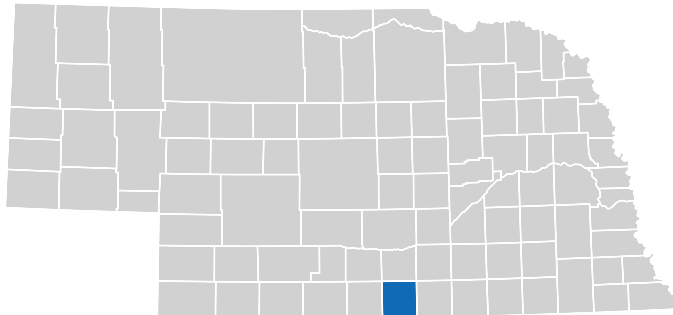
COUNTY: **FRANKLIN**

TOTAL POPULATION¹

2,903

POPULATION OF CHILDREN²

668



HEALTH



3.9%

CHILDREN
UNINSURED³

46.8%

CHILDREN ENROLLED IN
PUBLIC HEALTH INSURANCE⁴



ECONOMIC STABILITY

49.1%

CHILDREN IN
LOW-INCOME
FAMILIES⁵

31.9%

HOUSEHOLDS
WITH CHILDREN
IN POVERTY⁶

56.8%

CHILDREN
OF COLOR IN
POVERTY⁷

16.1%

HOUSEHOLDS
WITH CHILDREN
ENROLLED IN
SNAP BENEFITS⁸

82.5%

FAMILIES WITH
CHILDREN WHO
OWN THEIR HOME⁹

CHILD WELFARE & JUVENILE JUSTICE



12

RATE OF CHILD
WELFARE SYSTEM
INVOLVEMENT [PER
1000]¹⁰

4.5

RATE OF NON-COURT
CHILD WELFARE SYSTEM
INVOLVEMENT [PER
1000]¹¹

4.5

RATE OF CHILDREN IN
OUT-OF-HOME CARE
[PER 1000]¹²

3.0

RATE OF YOUTH ON
PROBATION [PER 1000]¹³



EDUCATION

92.9%

OF 3RD GRADE CHILDREN
PROFICIENT IN ENGLISH
LANGUAGE ARTS¹⁴

51.9%

OF CHILDREN ENROLLED IN FREE-
OR REDUCED-PRICE SCHOOL
MEALS¹⁶

HIGH SCHOOLERS
GRADUATING IN
4-YEARS¹⁵

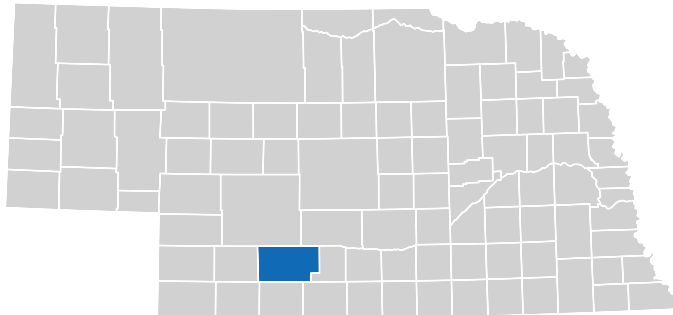
1. U.S. Census Bureau, Annual County and Puerto Rico Municipio Resident Population Estimates by Selected Age Groups and Sex: April 1, 2020 to July 1, 2021.
2. U.S. Census Bureau, Annual County and Puerto Rico Municipio Resident Population Estimates by Selected Age Groups and Sex: April 1, 2020 to July 1, 2021.
3. U.S. Census Bureau, 2021 American Community Survey 5-year estimates, Table B27001.
4. U.S. Census Bureau, 2021 American Community Survey 5-year estimates, Table B27003.
5. U.S. Census Bureau, 2021 American Community Survey 5-year estimates, Table B17024.
6. U.S. Census Bureau, 2021 American Community Survey 5-year estimates, Table B17010.

7. U.S. Census Bureau, 2021 American Community Survey 5-year estimates, Table B17001B-I.
8. U.S. Census Bureau, 2021 American Community Survey 5-year estimates, Table S2201.
9. U.S. Census Bureau, 2021 American Community Survey 5-year estimates, Table B25115.
10 - 12. DHHS; U.S. Census Bureau, Resident Population Estimates.
13. Nebraska Administrative Office of the Courts & Probation.
14. Nebraska Department of Education, 2020/21 School Year.
15. Nebraska Department of Education, 2021 Cohort.
16. Nebraska Department of Education, 2020/2021 School Year.

2021 COUNTY DATA FACT SHEET



COUNTY: **FRONTIER**



TOTAL POPULATION¹

2,555

POPULATION OF CHILDREN²

623

HEALTH



6.3%

CHILDREN
UNINSURED³

30.0%

CHILDREN ENROLLED IN
PUBLIC HEALTH INSURANCE⁴



ECONOMIC STABILITY

19.9%

CHILDREN IN
LOW-INCOME
FAMILIES⁵

12.2%

HOUSEHOLDS
WITH CHILDREN
IN POVERTY⁶

17.7%

CHILDREN
OF COLOR IN
POVERTY⁷

25.3%

HOUSEHOLDS
WITH CHILDREN
ENROLLED IN
SNAP BENEFITS⁸

59.6%

FAMILIES WITH
CHILDREN WHO
OWN THEIR HOME⁹

CHILD WELFARE & JUVENILE JUSTICE



19.3

RATE OF CHILD
WELFARE SYSTEM
INVOLVEMENT [PER
1000]¹⁰

4.8

RATE OF NON-COURT
CHILD WELFARE SYSTEM
INVOLVEMENT [PER
1000]¹¹

11.2

RATE OF CHILDREN IN
OUT-OF-HOME CARE
[PER 1000]¹²

11.2

RATE OF YOUTH ON
PROBATION [PER 1000]¹³



EDUCATION

61.0%

OF 3RD GRADE CHILDREN
PROFICIENT IN ENGLISH
LANGUAGE ARTS¹⁴

96.6%

HIGH SCHOOLERS
GRADUATING IN
4-YEARS¹⁵

43.9%

OF CHILDREN ENROLLED IN FREE-
OR REDUCED-PRICE SCHOOL
MEALS¹⁶

1. U.S. Census Bureau, Annual County and Puerto Rico Municipio Resident Population Estimates by Selected Age Groups and Sex: April 1, 2020 to July 1, 2021.

2. U.S. Census Bureau, Annual County and Puerto Rico Municipio Resident Population Estimates by Selected Age Groups and Sex: April 1, 2020 to July 1, 2021.

3. U.S. Census Bureau, 2021 American Community Survey 5-year estimates, Table B27001.

4. U.S. Census Bureau, 2021 American Community Survey 5-year estimates, Table B27003.

5. U.S. Census Bureau, 2021 American Community Survey 5-year estimates, Table B17024.

6. U.S. Census Bureau, 2021 American Community Survey 5-year estimates, Table B17010.

7. U.S. Census Bureau, 2021 American Community Survey 5-year estimates, Table B17001B-I.

8. U.S. Census Bureau, 2021 American Community Survey 5-year estimates, Table S2201.

9. U.S. Census Bureau, 2021 American Community Survey 5-year estimates, Table B25115.

10 - 12. DHHS; U.S. Census Bureau, Resident Population Estimates.

13. Nebraska Administrative Office of the Courts & Probation.

14. Nebraska Department of Education, 2020/21 School Year.

15. Nebraska Department of Education, 2021 Cohort.

16. Nebraska Department of Education, 2020/2021 School Year.

2021 COUNTY DATA FACT SHEET



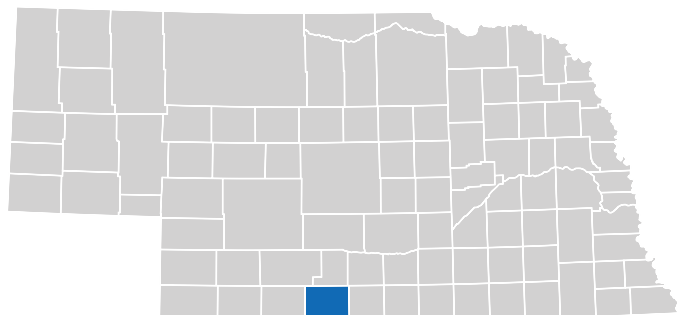
COUNTY: **FURNAS**

TOTAL POPULATION¹

4,604

POPULATION OF CHILDREN²

1,131



HEALTH



3.4%

CHILDREN
UNINSURED³

32.0%

CHILDREN ENROLLED IN
PUBLIC HEALTH INSURANCE⁴



ECONOMIC STABILITY

18.6%

CHILDREN IN
LOW-INCOME
FAMILIES⁵

6.9%

HOUSEHOLDS
WITH CHILDREN
IN POVERTY⁶

43.8%

CHILDREN
OF COLOR IN
POVERTY⁷

6.7%

HOUSEHOLDS
WITH CHILDREN
ENROLLED IN
SNAP BENEFITS⁸

77.1%

FAMILIES WITH
CHILDREN WHO
OWN THEIR HOME⁹

CHILD WELFARE & JUVENILE JUSTICE



8.0

RATE OF CHILD
WELFARE SYSTEM
INVOLVEMENT [PER
1000]¹⁰

7.1

RATE OF CHILDREN IN
OUT-OF-HOME CARE
[PER 1000]¹²

N/A

RATE OF NON-COURT
CHILD WELFARE SYSTEM
INVOLVEMENT [PER
1000]¹¹

8.8

RATE OF YOUTH ON
PROBATION [PER 1000]¹³



EDUCATION

60.7%

OF 3RD GRADE CHILDREN
PROFICIENT IN ENGLISH
LANGUAGE ARTS¹⁴

90.8%

HIGH SCHOOLERS
GRADUATING IN
4-YEARS¹⁵

53.1%

OF CHILDREN ENROLLED IN FREE-
OR REDUCED-PRICE SCHOOL
MEALS¹⁶

1. U.S. Census Bureau, Annual County and Puerto Rico Municipio Resident Population Estimates by Selected Age Groups and Sex: April 1, 2020 to July 1, 2021.

2. U.S. Census Bureau, Annual County and Puerto Rico Municipio Resident Population Estimates by Selected Age Groups and Sex: April 1, 2020 to July 1, 2021.

3. U.S. Census Bureau, 2021 American Community Survey 5-year estimates, Table B27001.

4. U.S. Census Bureau, 2021 American Community Survey 5-year estimates, Table B27003.

5. U.S. Census Bureau, 2021 American Community Survey 5-year estimates, Table B17024.

6. U.S. Census Bureau, 2021 American Community Survey 5-year estimates, Table B17010.

7. U.S. Census Bureau, 2021 American Community Survey 5-year estimates, Table B17001B-I.

8. U.S. Census Bureau, 2021 American Community Survey 5-year estimates, Table S2201.

9. U.S. Census Bureau, 2021 American Community Survey 5-year estimates, Table B25115.

10 - 12. DHHS; U.S. Census Bureau, Resident Population Estimates.

13. Nebraska Administrative Office of the Courts & Probation.

14. Nebraska Department of Education, 2020/21 School Year.

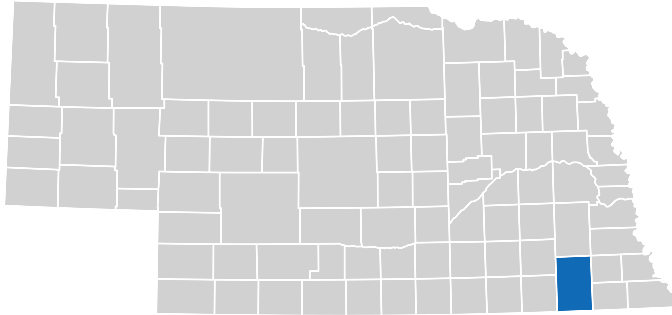
15. Nebraska Department of Education, 2021 Cohort.

16. Nebraska Department of Education, 2020/2021 School Year.

2021 COUNTY DATA FACT SHEET



COUNTY: **GAGE**



TOTAL POPULATION¹

21,616

POPULATION OF CHILDREN²

5,342

HEALTH



4.1%

CHILDREN
UNINSURED³

29.6%

CHILDREN ENROLLED IN
PUBLIC HEALTH INSURANCE⁴



ECONOMIC STABILITY

25.4%

CHILDREN IN
LOW-INCOME
FAMILIES⁵

13.3%

HOUSEHOLDS
WITH CHILDREN
IN POVERTY⁶

34.6%

CHILDREN
OF COLOR IN
POVERTY⁷

19.5%

HOUSEHOLDS
WITH CHILDREN
ENROLLED IN
SNAP BENEFITS⁸

71.6%

FAMILIES WITH
CHILDREN WHO
OWN THEIR HOME⁹

CHILD WELFARE & JUVENILE JUSTICE



12

RATE OF CHILD
WELFARE SYSTEM
INVOLVEMENT [PER
1000]¹⁰

4.9

RATE OF NON-COURT
CHILD WELFARE SYSTEM
INVOLVEMENT [PER
1000]¹¹

7.3

RATE OF CHILDREN IN
OUT-OF-HOME CARE
[PER 1000]¹²

8.8

RATE OF YOUTH ON
PROBATION [PER 1000]¹³



EDUCATION

47.5%

OF 3RD GRADE CHILDREN
PROFICIENT IN ENGLISH
LANGUAGE ARTS¹⁴

86.3%

HIGH SCHOOLERS
GRADUATING IN
4-YEARS¹⁵

47.0%

OF CHILDREN ENROLLED IN FREE-
OR REDUCED-PRICE SCHOOL
MEALS¹⁶

1. U.S. Census Bureau, Annual County and Puerto Rico Municipio Resident Population Estimates by Selected Age Groups and Sex: April 1, 2020 to July 1, 2021.

2. U.S. Census Bureau, Annual County and Puerto Rico Municipio Resident Population Estimates by Selected Age Groups and Sex: April 1, 2020 to July 1, 2021.

3. U.S. Census Bureau, 2021 American Community Survey 5-year estimates, Table B27001.

4. U.S. Census Bureau, 2021 American Community Survey 5-year estimates, Table B27003.

5. U.S. Census Bureau, 2021 American Community Survey 5-year estimates, Table B17024.

6. U.S. Census Bureau, 2021 American Community Survey 5-year estimates, Table B17010.

7. U.S. Census Bureau, 2021 American Community Survey 5-year estimates, Table B17001B-I.

8. U.S. Census Bureau, 2021 American Community Survey 5-year estimates, Table S2201.

9. U.S. Census Bureau, 2021 American Community Survey 5-year estimates, Table B25115.

10 - 12. DHHS; U.S. Census Bureau, Resident Population Estimates.

13. Nebraska Administrative Office of the Courts & Probation.

14. Nebraska Department of Education, 2020/21 School Year.

15. Nebraska Department of Education, 2021 Cohort.

16. Nebraska Department of Education, 2020/2021 School Year.

2021 COUNTY DATA FACT SHEET



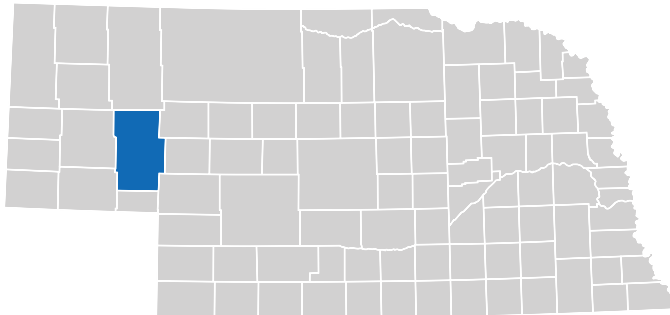
COUNTY: **GARDEN**

TOTAL POPULATION¹

1,847

POPULATION OF CHILDREN²

395



HEALTH



27.2% **16.9%**

CHILDREN
UNINSURED³

CHILDREN ENROLLED IN
PUBLIC HEALTH INSURANCE⁴



ECONOMIC STABILITY

46.2%

CHILDREN IN
LOW-INCOME
FAMILIES⁵

5.4%

HOUSEHOLDS
WITH CHILDREN
IN POVERTY⁶

15.4%

CHILDREN
OF COLOR IN
POVERTY⁷

5.9%

HOUSEHOLDS
WITH CHILDREN
ENROLLED IN
SNAP BENEFITS⁸

84.0%

FAMILIES WITH
CHILDREN WHO
OWN THEIR HOME⁹

CHILD WELFARE & JUVENILE JUSTICE



38.0

RATE OF CHILD
WELFARE SYSTEM
INVOLVEMENT [PER
1000]¹⁰

20.3

RATE OF NON-COURT
CHILD WELFARE SYSTEM
INVOLVEMENT [PER
1000]¹¹

22.8

RATE OF CHILDREN IN
OUT-OF-HOME CARE
[PER 1000]¹²

7.6

RATE OF YOUTH ON
PROBATION [PER 1000]¹³



EDUCATION

***+%**

OF 3RD GRADE CHILDREN
PROFICIENT IN ENGLISH
LANGUAGE ARTS¹⁴

-+%

100%
HIGH SCHOOLERS
GRADUATING IN
4-YEARS¹⁵

59.7%

OF CHILDREN ENROLLED IN FREE-
OR REDUCED-PRICE SCHOOL
MEALS¹⁶

1. U.S. Census Bureau, Annual County and Puerto Rico Municipio Resident Population Estimates by Selected Age Groups and Sex: April 1, 2020 to July 1, 2021.

2. U.S. Census Bureau, Annual County and Puerto Rico Municipio Resident Population Estimates by Selected Age Groups and Sex: April 1, 2020 to July 1, 2021.

3. U.S. Census Bureau, 2021 American Community Survey 5-year estimates, Table B27001.

4. U.S. Census Bureau, 2021 American Community Survey 5-year estimates, Table B27003.

5. U.S. Census Bureau, 2021 American Community Survey 5-year estimates, Table B17024.

6. U.S. Census Bureau, 2021 American Community Survey 5-year estimates, Table B17010.

7. U.S. Census Bureau, 2021 American Community Survey 5-year estimates, Table B17001B-I.

8. U.S. Census Bureau, 2021 American Community Survey 5-year estimates, Table S2201.

9. U.S. Census Bureau, 2021 American Community Survey 5-year estimates, Table B25115.

10 - 12. DHHS; U.S. Census Bureau, Resident Population Estimates.

13. Nebraska Administrative Office of the Courts & Probation.

14. Nebraska Department of Education, 2020/21 School Year.

15. Nebraska Department of Education, 2021 Cohort.

16. Nebraska Department of Education, 2020/2021 School Year.

2021 COUNTY DATA FACT SHEET



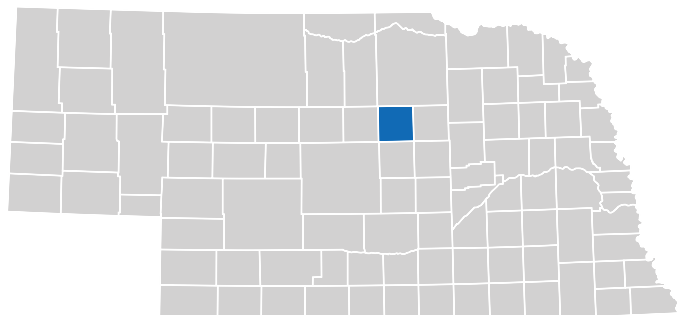
COUNTY: **GARFIELD**

TOTAL POPULATION¹

1,839

POPULATION OF CHILDREN²

376



HEALTH



4.3%

CHILDREN
UNINSURED³

29.3%

CHILDREN ENROLLED IN
PUBLIC HEALTH INSURANCE⁴



ECONOMIC STABILITY

12.7%

CHILDREN IN
LOW-INCOME
FAMILIES⁵

21.1%

HOUSEHOLDS
WITH CHILDREN
IN POVERTY⁶

N/A

CHILDREN
OF COLOR IN
POVERTY⁷

3.3%

HOUSEHOLDS
WITH CHILDREN
ENROLLED IN
SNAP BENEFITS⁸

70.9%

FAMILIES WITH
CHILDREN WHO
OWN THEIR HOME⁹

CHILD WELFARE & JUVENILE JUSTICE



18.6

RATE OF CHILD
WELFARE SYSTEM
INVOLVEMENT [PER
1000]¹⁰

N/A

RATE OF NON-COURT
CHILD WELFARE SYSTEM
INVOLVEMENT [PER
1000]¹¹

18.6

RATE OF CHILDREN IN
OUT-OF-HOME CARE
[PER 1000]¹²

16.0

RATE OF YOUTH ON
PROBATION [PER 1000]¹³



EDUCATION

61.5%

OF 3RD GRADE CHILDREN
PROFICIENT IN ENGLISH
LANGUAGE ARTS¹⁴

93.9%

HIGH SCHOOLERS
GRADUATING IN
4-YEARS¹⁵

34.9%

OF CHILDREN ENROLLED IN FREE-
OR REDUCED-PRICE SCHOOL
MEALS¹⁶

1. U.S. Census Bureau, Annual County and Puerto Rico Municipio Resident Population Estimates by Selected Age Groups and Sex: April 1, 2020 to July 1, 2021.

2. U.S. Census Bureau, Annual County and Puerto Rico Municipio Resident Population Estimates by Selected Age Groups and Sex: April 1, 2020 to July 1, 2021.

3. U.S. Census Bureau, 2021 American Community Survey 5-year estimates, Table B27001.

4. U.S. Census Bureau, 2021 American Community Survey 5-year estimates, Table B27003.

5. U.S. Census Bureau, 2021 American Community Survey 5-year estimates, Table B17024.

6. U.S. Census Bureau, 2021 American Community Survey 5-year estimates, Table B17010.

7. U.S. Census Bureau, 2021 American Community Survey 5-year estimates, Table B17001B-I.

8. U.S. Census Bureau, 2021 American Community Survey 5-year estimates, Table S2201.

9. U.S. Census Bureau, 2021 American Community Survey 5-year estimates, Table B25115.

10 - 12. DHHS; U.S. Census Bureau, Resident Population Estimates.

13. Nebraska Administrative Office of the Courts & Probation.

14. Nebraska Department of Education, 2020/21 School Year.

15. Nebraska Department of Education, 2021 Cohort.

16. Nebraska Department of Education, 2020/2021 School Year.

2021 COUNTY DATA FACT SHEET



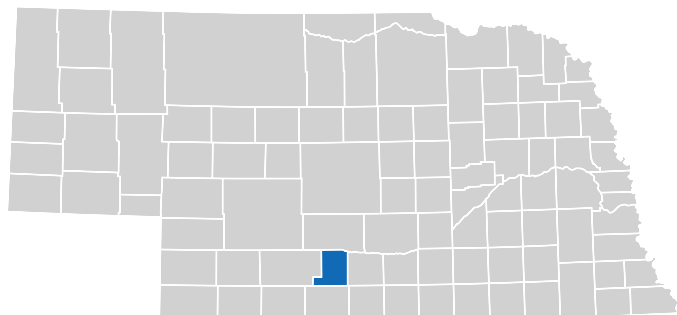
COUNTY: **GOSPER**

TOTAL POPULATION¹

1,824

POPULATION OF CHILDREN²

424



HEALTH



4.4%

CHILDREN
UNINSURED³

19.8%

CHILDREN ENROLLED IN
PUBLIC HEALTH INSURANCE⁴



ECONOMIC STABILITY

17.4%

CHILDREN IN
LOW-INCOME
FAMILIES⁵

8.4%

HOUSEHOLDS
WITH CHILDREN
IN POVERTY⁶

5.0%

CHILDREN
OF COLOR IN
POVERTY⁷

11.3%

HOUSEHOLDS
WITH CHILDREN
ENROLLED IN
SNAP BENEFITS⁸

69.4%

FAMILIES WITH
CHILDREN WHO
OWN THEIR HOME⁹

CHILD WELFARE & JUVENILE JUSTICE



N/A

RATE OF CHILD
WELFARE SYSTEM
INVOLVEMENT [PER
1000]¹⁰

N/A

RATE OF NON-COURT
CHILD WELFARE SYSTEM
INVOLVEMENT [PER
1000]¹¹

N/A

RATE OF CHILDREN IN
OUT-OF-HOME CARE
[PER 1000]¹²

4.7

RATE OF YOUTH ON
PROBATION [PER 1000]¹³



EDUCATION

***+**

OF 3RD GRADE CHILDREN
PROFICIENT IN ENGLISH
LANGUAGE ARTS¹⁴

-+

100%

HIGH SCHOOLERS
GRADUATING IN
4-YEARS¹⁵

35.4%

OF CHILDREN ENROLLED IN FREE-
OR REDUCED-PRICE SCHOOL
MEALS¹⁶

1. U.S. Census Bureau, Annual County and Puerto Rico Municipio Resident Population Estimates by Selected Age Groups and Sex: April 1, 2020 to July 1, 2021.

2. U.S. Census Bureau, Annual County and Puerto Rico Municipio Resident Population Estimates by Selected Age Groups and Sex: April 1, 2020 to July 1, 2021.

3. U.S. Census Bureau, 2021 American Community Survey 5-year estimates, Table B27001.

4. U.S. Census Bureau, 2021 American Community Survey 5-year estimates, Table B27003.

5. U.S. Census Bureau, 2021 American Community Survey 5-year estimates, Table B17024.

6. U.S. Census Bureau, 2021 American Community Survey 5-year estimates, Table B17010.

7. U.S. Census Bureau, 2021 American Community Survey 5-year estimates, Table B17001B-I.

8. U.S. Census Bureau, 2021 American Community Survey 5-year estimates, Table S2201.

9. U.S. Census Bureau, 2021 American Community Survey 5-year estimates, Table B25115.

10 - 12. DHHS; U.S. Census Bureau, Resident Population Estimates.

13. Nebraska Administrative Office of the Courts & Probation.

14. Nebraska Department of Education, 2020/21 School Year.

15. Nebraska Department of Education, 2021 Cohort.

16. Nebraska Department of Education, 2020/2021 School Year.

2021 COUNTY DATA FACT SHEET



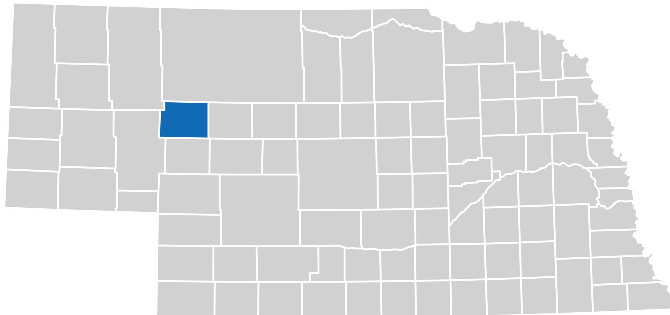
COUNTY: **GRANT**

TOTAL POPULATION¹

579

POPULATION OF CHILDREN²

150



HEALTH



13.1%

CHILDREN
UNINSURED³

40.3%

CHILDREN ENROLLED IN
PUBLIC HEALTH INSURANCE⁴



ECONOMIC STABILITY

17.8%

CHILDREN IN
LOW-INCOME
FAMILIES⁵

16.3%

HOUSEHOLDS
WITH CHILDREN
IN POVERTY⁶

60.0%

CHILDREN
OF COLOR IN
POVERTY⁷

2.5%

HOUSEHOLDS
WITH CHILDREN
ENROLLED IN
SNAP BENEFITS⁸

63.6%

FAMILIES WITH
CHILDREN WHO
OWN THEIR HOME⁹

CHILD WELFARE & JUVENILE JUSTICE



20.0

RATE OF CHILD
WELFARE SYSTEM
INVOLVEMENT [PER
1000]¹⁰

N/A

RATE OF NON-COURT
CHILD WELFARE SYSTEM
INVOLVEMENT [PER
1000]¹¹

20.0

RATE OF CHILDREN IN
OUT-OF-HOME CARE
[PER 1000]¹²

N/A

RATE OF YOUTH ON
PROBATION [PER 1000]¹³



EDUCATION

84.6%

OF 3RD GRADE CHILDREN
PROFICIENT IN ENGLISH
LANGUAGE ARTS¹⁴

43.4%

OF CHILDREN ENROLLED IN FREE-
OR REDUCED-PRICE SCHOOL
MEALS¹⁶

84.6%

HIGH SCHOOLERS
GRADUATING IN
4-YEARS¹⁵

1. U.S. Census Bureau, Annual County and Puerto Rico Municipio Resident Population Estimates by Selected Age Groups and Sex: April 1, 2020 to July 1, 2021.
2. U.S. Census Bureau, Annual County and Puerto Rico Municipio Resident Population Estimates by Selected Age Groups and Sex: April 1, 2020 to July 1, 2021.
3. U.S. Census Bureau, 2021 American Community Survey 5-year estimates, Table B27001.
4. U.S. Census Bureau, 2021 American Community Survey 5-year estimates, Table B27003.
5. U.S. Census Bureau, 2021 American Community Survey 5-year estimates, Table B17024.
6. U.S. Census Bureau, 2021 American Community Survey 5-year estimates, Table B17010.

7. U.S. Census Bureau, 2021 American Community Survey 5-year estimates, Table B17001B-I.
8. U.S. Census Bureau, 2021 American Community Survey 5-year estimates, Table S2201.
9. U.S. Census Bureau, 2021 American Community Survey 5-year estimates, Table B25115.
10 - 12. DHHS; U.S. Census Bureau, Resident Population Estimates.
13. Nebraska Administrative Office of the Courts & Probation.
14. Nebraska Department of Education, 2020/21 School Year.
15. Nebraska Department of Education, 2021 Cohort.
16. Nebraska Department of Education, 2020/2021 School Year.

2021 COUNTY DATA FACT SHEET



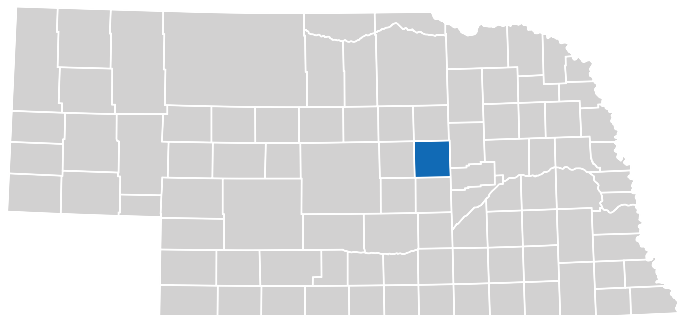
COUNTY: **GREELEY**

TOTAL POPULATION¹

2,169

POPULATION OF CHILDREN²

540



HEALTH



4.7%

CHILDREN
UNINSURED³

30.9%

CHILDREN ENROLLED IN
PUBLIC HEALTH INSURANCE⁴



ECONOMIC STABILITY

21.4%

CHILDREN IN
LOW-INCOME
FAMILIES⁵

14.5%

HOUSEHOLDS
WITH CHILDREN
IN POVERTY⁶

41.0%

CHILDREN
OF COLOR IN
POVERTY⁷

10.6%

HOUSEHOLDS
WITH CHILDREN
ENROLLED IN
SNAP BENEFITS⁸

82.2%

FAMILIES WITH
CHILDREN WHO
OWN THEIR HOME⁹

CHILD WELFARE & JUVENILE JUSTICE



14.8

RATE OF CHILD
WELFARE SYSTEM
INVOLVEMENT [PER
1000]¹⁰

0.0

RATE OF CHILDREN IN
OUT-OF-HOME CARE
[PER 1000]¹²

14.8

RATE OF NON-COURT
CHILD WELFARE SYSTEM
INVOLVEMENT [PER
1000]¹¹

7.4

RATE OF YOUTH ON
PROBATION [PER 1000]¹³



EDUCATION

***+**

OF 3RD GRADE CHILDREN
PROFICIENT IN ENGLISH
LANGUAGE ARTS¹⁴

-+

96.0%

HIGH SCHOOLERS
GRADUATING IN
4-YEARS¹⁵

52.7%

OF CHILDREN ENROLLED IN FREE-
OR REDUCED-PRICE SCHOOL
MEALS¹⁶

1. U.S. Census Bureau, Annual County and Puerto Rico Municipio Resident Population Estimates by Selected Age Groups and Sex: April 1, 2020 to July 1, 2021.

2. U.S. Census Bureau, Annual County and Puerto Rico Municipio Resident Population Estimates by Selected Age Groups and Sex: April 1, 2020 to July 1, 2021.

3. U.S. Census Bureau, 2021 American Community Survey 5-year estimates, Table B27001.

4. U.S. Census Bureau, 2021 American Community Survey 5-year estimates, Table B27003.

5. U.S. Census Bureau, 2021 American Community Survey 5-year estimates, Table B17024.

6. U.S. Census Bureau, 2021 American Community Survey 5-year estimates, Table B17010.

7. U.S. Census Bureau, 2021 American Community Survey 5-year estimates, Table B17001B-I.

8. U.S. Census Bureau, 2021 American Community Survey 5-year estimates, Table S2201.

9. U.S. Census Bureau, 2021 American Community Survey 5-year estimates, Table B25115.

10-12. DHHS; U.S. Census Bureau, Resident Population Estimates.

13. Nebraska Administrative Office of the Courts & Probation.

14. Nebraska Department of Education, 2020/21 School Year.

15. Nebraska Department of Education, 2021 Cohort.

16. Nebraska Department of Education, 2020/2021 School Year.

2021 COUNTY DATA FACT SHEET



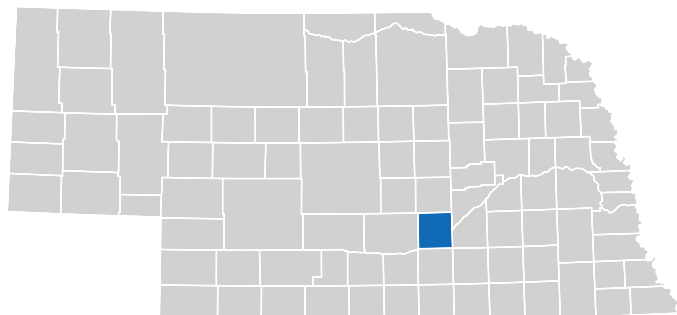
COUNTY: **HALL**

TOTAL POPULATION¹

61,979

POPULATION OF CHILDREN²

18,561



HEALTH



5.4%

CHILDREN
UNINSURED³

38.8%

CHILDREN ENROLLED IN
PUBLIC HEALTH INSURANCE⁴



ECONOMIC STABILITY

34.4%

CHILDREN IN
LOW-INCOME
FAMILIES⁵

16.4%

HOUSEHOLDS
WITH CHILDREN
IN POVERTY⁶

29.8%

CHILDREN
OF COLOR IN
POVERTY⁷

18.1%

HOUSEHOLDS
WITH CHILDREN
ENROLLED IN
SNAP BENEFITS⁸

62.2%

FAMILIES WITH
CHILDREN WHO
OWN THEIR HOME⁹

CHILD WELFARE & JUVENILE JUSTICE



16.3

RATE OF CHILD
WELFARE SYSTEM
INVOLVEMENT [PER
1000]¹⁰

3.9

RATE OF NON-COURT
CHILD WELFARE SYSTEM
INVOLVEMENT [PER
1000]¹¹

9.6

RATE OF CHILDREN IN
OUT-OF-HOME CARE
[PER 1000]¹²

11.3

RATE OF YOUTH ON
PROBATION [PER 1000]¹³



EDUCATION

39.9%

OF 3RD GRADE CHILDREN
PROFICIENT IN ENGLISH
LANGUAGE ARTS¹⁴

89.5%

HIGH SCHOOLERS
GRADUATING IN
4-YEARS¹⁵

57.6%

OF CHILDREN ENROLLED IN FREE-
OR REDUCED-PRICE SCHOOL
MEALS¹⁶

1. U.S. Census Bureau, Annual County and Puerto Rico Municipio Resident Population Estimates by Selected Age Groups and Sex: April 1, 2020 to July 1, 2021.

2. U.S. Census Bureau, Annual County and Puerto Rico Municipio Resident Population Estimates by Selected Age Groups and Sex: April 1, 2020 to July 1, 2021.

3. U.S. Census Bureau, 2021 American Community Survey 5-year estimates, Table B27001.

4. U.S. Census Bureau, 2021 American Community Survey 5-year estimates, Table B27003.

5. U.S. Census Bureau, 2021 American Community Survey 5-year estimates, Table B17024.

6. U.S. Census Bureau, 2021 American Community Survey 5-year estimates, Table B17010.

7. U.S. Census Bureau, 2021 American Community Survey 5-year estimates, Table B17001B-I.

8. U.S. Census Bureau, 2021 American Community Survey 5-year estimates, Table S2201.

9. U.S. Census Bureau, 2021 American Community Survey 5-year estimates, Table B25115.

10 - 12. DHHS; U.S. Census Bureau, Resident Population Estimates.

13. Nebraska Administrative Office of the Courts & Probation.

14. Nebraska Department of Education, 2020/21 School Year.

15. Nebraska Department of Education, 2021 Cohort.

16. Nebraska Department of Education, 2020/2021 School Year.

2021 COUNTY DATA FACT SHEET



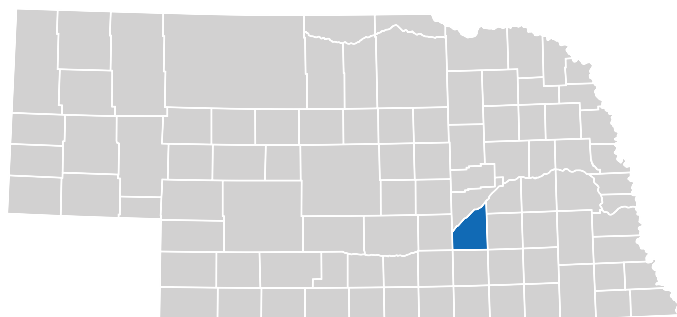
COUNTY: **HAMILTON**

TOTAL POPULATION¹

9,386

POPULATION OF CHILDREN²

2,464



HEALTH



1.4%

CHILDREN
UNINSURED³

16.0%

CHILDREN ENROLLED IN
PUBLIC HEALTH INSURANCE⁴



ECONOMIC STABILITY

7.7%

CHILDREN IN
LOW-INCOME
FAMILIES⁵

1.8%

HOUSEHOLDS
WITH CHILDREN
IN POVERTY⁶

N/A

CHILDREN
OF COLOR IN
POVERTY⁷

10.5%

HOUSEHOLDS
WITH CHILDREN
ENROLLED IN
SNAP BENEFITS⁸

80.5%

FAMILIES WITH
CHILDREN WHO
OWN THEIR HOME⁹

CHILD WELFARE & JUVENILE JUSTICE



7.3

RATE OF CHILD
WELFARE SYSTEM
INVOLVEMENT [PER
1000]¹⁰

2.4

RATE OF NON-COURT
CHILD WELFARE SYSTEM
INVOLVEMENT [PER
1000]¹¹

7.3

RATE OF CHILDREN IN
OUT-OF-HOME CARE
[PER 1000]¹²

6.9

RATE OF YOUTH ON
PROBATION [PER 1000]¹³



EDUCATION

70.8%

OF 3RD GRADE CHILDREN
PROFICIENT IN ENGLISH
LANGUAGE ARTS¹⁴

96.5%

HIGH SCHOOLERS
GRADUATING IN
4-YEARS¹⁵

31.8%

OF CHILDREN ENROLLED IN FREE-
OR REDUCED-PRICE SCHOOL
MEALS¹⁶

1. U.S. Census Bureau, Annual County and Puerto Rico Municipio Resident Population Estimates by Selected Age Groups and Sex: April 1, 2020 to July 1, 2021.

2. U.S. Census Bureau, Annual County and Puerto Rico Municipio Resident Population Estimates by Selected Age Groups and Sex: April 1, 2020 to July 1, 2021.

3. U.S. Census Bureau, 2021 American Community Survey 5-year estimates, Table B27001.

4. U.S. Census Bureau, 2021 American Community Survey 5-year estimates, Table B27003.

5. U.S. Census Bureau, 2021 American Community Survey 5-year estimates, Table B17024.

6. U.S. Census Bureau, 2021 American Community Survey 5-year estimates, Table B17010.

7. U.S. Census Bureau, 2021 American Community Survey 5-year estimates, Table B17001B-I.

8. U.S. Census Bureau, 2021 American Community Survey 5-year estimates, Table S2201.

9. U.S. Census Bureau, 2021 American Community Survey 5-year estimates, Table B25115.

10 - 12. DHHS; U.S. Census Bureau, Resident Population Estimates.

13. Nebraska Administrative Office of the Courts & Probation.

14. Nebraska Department of Education, 2020/21 School Year.

15. Nebraska Department of Education, 2021 Cohort.

16. Nebraska Department of Education, 2020/2021 School Year.

2021 COUNTY DATA FACT SHEET



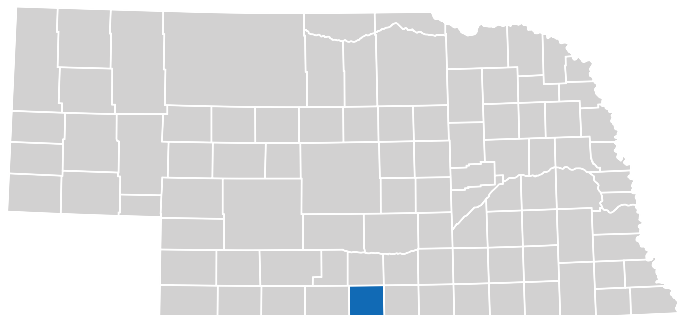
COUNTY: **HARLAN**

TOTAL POPULATION¹

3,091

POPULATION OF CHILDREN²

723



HEALTH



1.6%

CHILDREN
UNINSURED³

26.2%

CHILDREN ENROLLED IN
PUBLIC HEALTH INSURANCE⁴



ECONOMIC STABILITY

8.5%

CHILDREN IN
LOW-INCOME
FAMILIES⁵

4.9%

HOUSEHOLDS
WITH CHILDREN
IN POVERTY⁶

N/A

CHILDREN
OF COLOR IN
POVERTY⁷

6.4%

HOUSEHOLDS
WITH CHILDREN
ENROLLED IN
SNAP BENEFITS⁸

83.0%

FAMILIES WITH
CHILDREN WHO
OWN THEIR HOME⁹

CHILD WELFARE & JUVENILE JUSTICE



11.1

RATE OF CHILD
WELFARE SYSTEM
INVOLVEMENT [PER
1000]¹⁰

4.1

RATE OF NON-COURT
CHILD WELFARE SYSTEM
INVOLVEMENT [PER
1000]¹¹

8.3

RATE OF CHILDREN IN
OUT-OF-HOME CARE
[PER 1000]¹²

8.3

RATE OF YOUTH ON
PROBATION [PER 1000]¹³



EDUCATION

67.7%

OF 3RD GRADE CHILDREN
PROFICIENT IN ENGLISH
LANGUAGE ARTS¹⁴

95.8%

HIGH SCHOOLERS
GRADUATING IN
4-YEARS¹⁵

36.6%

OF CHILDREN ENROLLED IN FREE-
OR REDUCED-PRICE SCHOOL
MEALS¹⁶

1. U.S. Census Bureau, Annual County and Puerto Rico Municipio Resident Population Estimates by Selected Age Groups and Sex: April 1, 2020 to July 1, 2021.
2. U.S. Census Bureau, Annual County and Puerto Rico Municipio Resident Population Estimates by Selected Age Groups and Sex: April 1, 2020 to July 1, 2021.
3. U.S. Census Bureau, 2021 American Community Survey 5-year estimates, Table B27001.
4. U.S. Census Bureau, 2021 American Community Survey 5-year estimates, Table B27003.
5. U.S. Census Bureau, 2021 American Community Survey 5-year estimates, Table B17024.
6. U.S. Census Bureau, 2021 American Community Survey 5-year estimates, Table B17010.

7. U.S. Census Bureau, 2021 American Community Survey 5-year estimates, Table B17001B-I.
8. U.S. Census Bureau, 2021 American Community Survey 5-year estimates, Table S2201.
9. U.S. Census Bureau, 2021 American Community Survey 5-year estimates, Table B25115.
10 - 12. DHHS; U.S. Census Bureau, Resident Population Estimates.
13. Nebraska Administrative Office of the Courts & Probation.
14. Nebraska Department of Education, 2020/21 School Year.
15. Nebraska Department of Education, 2021 Cohort.
16. Nebraska Department of Education, 2020/2021 School Year.

2021 COUNTY DATA FACT SHEET



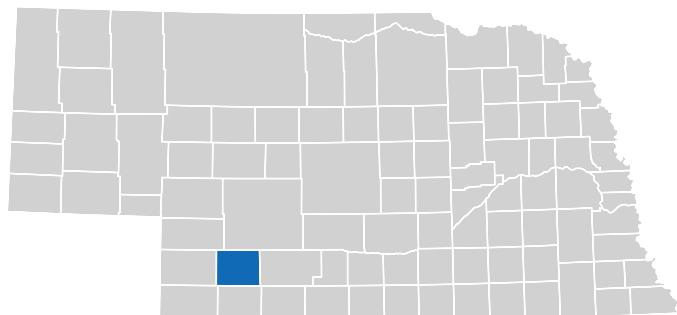
COUNTY: **HAYES**

TOTAL POPULATION¹

843

POPULATION OF CHILDREN²

213



HEALTH



0.9%

CHILDREN
UNINSURED³

14.2%

CHILDREN ENROLLED IN
PUBLIC HEALTH INSURANCE⁴



ECONOMIC STABILITY

24.5%

CHILDREN IN
LOW-INCOME
FAMILIES⁵

7.5%

HOUSEHOLDS
WITH CHILDREN
IN POVERTY⁶

12.0%

CHILDREN
OF COLOR IN
POVERTY⁷

5.0%

HOUSEHOLDS
WITH CHILDREN
ENROLLED IN
SNAP BENEFITS⁸

73.1%

FAMILIES WITH
CHILDREN WHO
OWN THEIR HOME⁹

CHILD WELFARE & JUVENILE JUSTICE



N/A

RATE OF CHILD
WELFARE SYSTEM
INVOLVEMENT [PER
1000]¹⁰

N/A

RATE OF CHILDREN IN
OUT-OF-HOME CARE
[PER 1000]¹²

N/A

RATE OF NON-COURT
CHILD WELFARE SYSTEM
INVOLVEMENT [PER
1000]¹¹

4.7

RATE OF YOUTH ON
PROBATION [PER 1000]¹³



EDUCATION

OF 3RD GRADE CHILDREN
PROFICIENT IN ENGLISH
LANGUAGE ARTS¹⁴

HIGH SCHOOLERS
GRADUATING IN
4-YEARS¹⁵

57.8%

OF CHILDREN ENROLLED IN FREE-
OR REDUCED-PRICE SCHOOL
MEALS¹⁶

1. U.S. Census Bureau, Annual County and Puerto Rico Municipio Resident Population Estimates by Selected Age Groups and Sex: April 1, 2020 to July 1, 2021.
2. U.S. Census Bureau, Annual County and Puerto Rico Municipio Resident Population Estimates by Selected Age Groups and Sex: April 1, 2020 to July 1, 2021.
3. U.S. Census Bureau, 2021 American Community Survey 5-year estimates, Table B27001.
4. U.S. Census Bureau, 2021 American Community Survey 5-year estimates, Table B27003.
5. U.S. Census Bureau, 2021 American Community Survey 5-year estimates, Table B17024.
6. U.S. Census Bureau, 2021 American Community Survey 5-year estimates, Table B17010.

*** Data are masked when there are fewer than 10 students.

7. U.S. Census Bureau, 2021 American Community Survey 5-year estimates, Table B17001B-I.
8. U.S. Census Bureau, 2021 American Community Survey 5-year estimates, Table S2201.
9. U.S. Census Bureau, 2021 American Community Survey 5-year estimates, Table B25115.
10 - 12. DHHS; U.S. Census Bureau, Resident Population Estimates.
13. Nebraska Administrative Office of the Courts & Probation.
14. Nebraska Department of Education, 2020/21 School Year.
15. Nebraska Department of Education, 2021 Cohort.
16. Nebraska Department of Education, 2020/2021 School Year.

2021 COUNTY DATA FACT SHEET



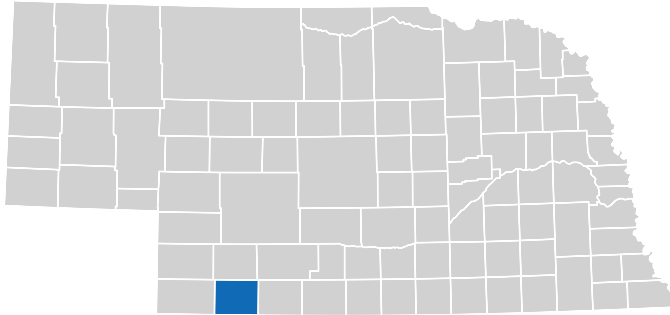
COUNTY: **HITCHCOCK**

TOTAL POPULATION¹

2,586

POPULATION OF CHILDREN²

656



HEALTH



6.2%

CHILDREN
UNINSURED³

37.5%

CHILDREN ENROLLED IN
PUBLIC HEALTH INSURANCE⁴



ECONOMIC STABILITY

16.7%

CHILDREN IN
LOW-INCOME
FAMILIES⁵

15.7%

HOUSEHOLDS
WITH CHILDREN
IN POVERTY⁶

27.8%

CHILDREN
OF COLOR IN
POVERTY⁷

12.3%

HOUSEHOLDS
WITH CHILDREN
ENROLLED IN
SNAP BENEFITS⁸

54.0%

FAMILIES WITH
CHILDREN WHO
OWN THEIR HOME⁹

CHILD WELFARE & JUVENILE JUSTICE



N/A

RATE OF CHILD
WELFARE SYSTEM
INVOLVEMENT [PER
1000]¹⁰

4.6

RATE OF CHILDREN IN
OUT-OF-HOME CARE
[PER 1000]¹²

4.6

RATE OF NON-COURT
CHILD WELFARE SYSTEM
INVOLVEMENT [PER
1000]¹¹

15.2

RATE OF YOUTH ON
PROBATION [PER 1000]¹³



EDUCATION

52.6%

OF 3RD GRADE CHILDREN
PROFICIENT IN ENGLISH
LANGUAGE ARTS¹⁴

87.5%

HIGH SCHOOLERS
GRADUATING IN
4-YEARS¹⁵

52.5%

OF CHILDREN ENROLLED IN FREE-
OR REDUCED-PRICE SCHOOL
MEALS¹⁶

1. U.S. Census Bureau, Annual County and Puerto Rico Municipio Resident Population Estimates by Selected Age Groups and Sex: April 1, 2020 to July 1, 2021.

2. U.S. Census Bureau, Annual County and Puerto Rico Municipio Resident Population Estimates by Selected Age Groups and Sex: April 1, 2020 to July 1, 2021.

3. U.S. Census Bureau, 2021 American Community Survey 5-year estimates, Table B27001.

4. U.S. Census Bureau, 2021 American Community Survey 5-year estimates, Table B27003.

5. U.S. Census Bureau, 2021 American Community Survey 5-year estimates, Table B17024.

6. U.S. Census Bureau, 2021 American Community Survey 5-year estimates, Table B17010.

7. U.S. Census Bureau, 2021 American Community Survey 5-year estimates, Table B17001B-I.

8. U.S. Census Bureau, 2021 American Community Survey 5-year estimates, Table S2201.

9. U.S. Census Bureau, 2021 American Community Survey 5-year estimates, Table B25115.

10 - 12. DHHS; U.S. Census Bureau, Resident Population Estimates.

13. Nebraska Administrative Office of the Courts & Probation.

14. Nebraska Department of Education, 2020/21 School Year.

15. Nebraska Department of Education, 2021 Cohort.

16. Nebraska Department of Education, 2020/2021 School Year.

2021 COUNTY DATA FACT SHEET



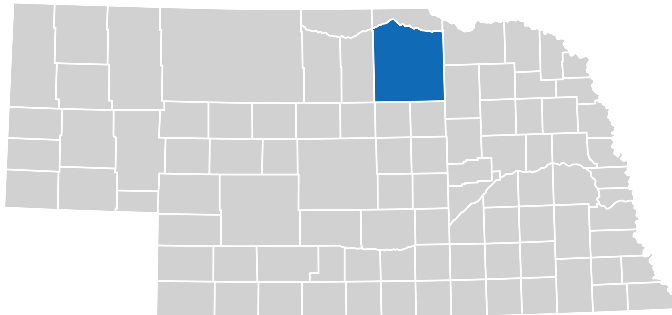
COUNTY: **HOLT**

TOTAL POPULATION¹

10,049

POPULATION OF CHILDREN²

2,794



HEALTH



3.0%

CHILDREN
UNINSURED³

33.9%

CHILDREN ENROLLED IN
PUBLIC HEALTH INSURANCE⁴



ECONOMIC STABILITY

24.4%

CHILDREN IN
LOW-INCOME
FAMILIES⁵

7.1%

HOUSEHOLDS
WITH CHILDREN
IN POVERTY⁶

7.1%

CHILDREN
OF COLOR IN
POVERTY⁷

12.7%

HOUSEHOLDS
WITH CHILDREN
ENROLLED IN
SNAP BENEFITS⁸

65.6%

FAMILIES WITH
CHILDREN WHO
OWN THEIR HOME⁹

CHILD WELFARE & JUVENILE JUSTICE



N/A

RATE OF CHILD
WELFARE SYSTEM
INVOLVEMENT [PER
1000]¹⁰

7.2

RATE OF CHILDREN IN
OUT-OF-HOME CARE
[PER 1000]¹²

5.4

RATE OF NON-COURT
CHILD WELFARE SYSTEM
INVOLVEMENT [PER
1000]¹¹

6.4

RATE OF YOUTH ON
PROBATION [PER 1000]¹³



EDUCATION

47.3%

OF 3RD GRADE CHILDREN
PROFICIENT IN ENGLISH
LANGUAGE ARTS¹⁴

44.4%

OF CHILDREN ENROLLED IN FREE-
OR REDUCED-PRICE SCHOOL
MEALS¹⁶

93.4%

HIGH SCHOOLERS
GRADUATING IN
4-YEARS¹⁵

1. U.S. Census Bureau, Annual County and Puerto Rico Municipio Resident Population Estimates by Selected Age Groups and Sex: April 1, 2020 to July 1, 2021.
2. U.S. Census Bureau, Annual County and Puerto Rico Municipio Resident Population Estimates by Selected Age Groups and Sex: April 1, 2020 to July 1, 2021.
3. U.S. Census Bureau, 2021 American Community Survey 5-year estimates, Table B27001.
4. U.S. Census Bureau, 2021 American Community Survey 5-year estimates, Table B27003.
5. U.S. Census Bureau, 2021 American Community Survey 5-year estimates, Table B17024.
6. U.S. Census Bureau, 2021 American Community Survey 5-year estimates, Table B17010.

7. U.S. Census Bureau, 2021 American Community Survey 5-year estimates, Table B17001B-I.
8. U.S. Census Bureau, 2021 American Community Survey 5-year estimates, Table S2201.
9. U.S. Census Bureau, 2021 American Community Survey 5-year estimates, Table B25115.
10 - 12. DHHS; U.S. Census Bureau, Resident Population Estimates.
13. Nebraska Administrative Office of the Courts & Probation.
14. Nebraska Department of Education, 2020/21 School Year.
15. Nebraska Department of Education, 2021 Cohort.
16. Nebraska Department of Education, 2020/2021 School Year.

2021 COUNTY DATA FACT SHEET



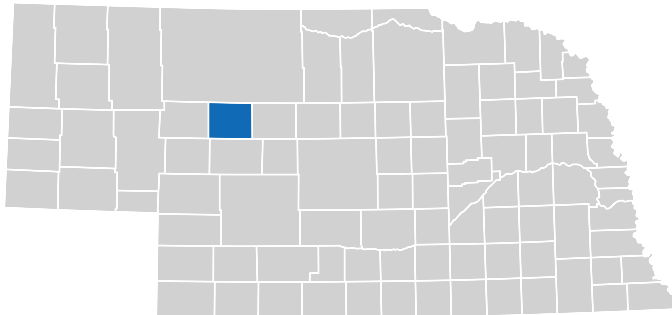
COUNTY: **HOOKER**

TOTAL POPULATION¹

734

POPULATION OF CHILDREN²

177



HEALTH



1.8%

CHILDREN
UNINSURED³

31.4%

CHILDREN ENROLLED IN
PUBLIC HEALTH INSURANCE⁴



ECONOMIC STABILITY

6.9%

CHILDREN IN
LOW-INCOME
FAMILIES⁵

5.2%

HOUSEHOLDS
WITH CHILDREN
IN POVERTY⁶

N/A

CHILDREN
OF COLOR IN
POVERTY⁷

N/A

HOUSEHOLDS
WITH CHILDREN
ENROLLED IN
SNAP BENEFITS⁸

44.8%

FAMILIES WITH
CHILDREN WHO
OWN THEIR HOME⁹

CHILD WELFARE & JUVENILE JUSTICE



N/A

RATE OF CHILD
WELFARE SYSTEM
INVOLVEMENT [PER
1000]¹⁰

16.9

RATE OF NON-COURT
CHILD WELFARE SYSTEM
INVOLVEMENT [PER
1000]¹¹

N/A

RATE OF CHILDREN IN
OUT-OF-HOME CARE
[PER 1000]¹²

N/A

RATE OF YOUTH ON
PROBATION [PER 1000]¹³



EDUCATION

***+**

OF 3RD GRADE CHILDREN
PROFICIENT IN ENGLISH
LANGUAGE ARTS¹⁴

-+

100%

HIGH SCHOOLERS
GRADUATING IN
4-YEARS¹⁵

49.1%

OF CHILDREN ENROLLED IN FREE-
OR REDUCED-PRICE SCHOOL
MEALS¹⁶

1. U.S. Census Bureau, Annual County and Puerto Rico Municipio Resident Population Estimates by Selected Age Groups and Sex: April 1, 2020 to July 1, 2021.

2. U.S. Census Bureau, Annual County and Puerto Rico Municipio Resident Population Estimates by Selected Age Groups and Sex: April 1, 2020 to July 1, 2021.

3. U.S. Census Bureau, 2021 American Community Survey 5-year estimates, Table B27001.

4. U.S. Census Bureau, 2021 American Community Survey 5-year estimates, Table B27003.

5. U.S. Census Bureau, 2021 American Community Survey 5-year estimates, Table B17024.

6. U.S. Census Bureau, 2021 American Community Survey 5-year estimates, Table B17010.

7. U.S. Census Bureau, 2021 American Community Survey 5-year estimates, Table B17001B-I.

8. U.S. Census Bureau, 2021 American Community Survey 5-year estimates, Table S2201.

9. U.S. Census Bureau, 2021 American Community Survey 5-year estimates, Table B25115.

10 - 12. DHHS; U.S. Census Bureau, Resident Population Estimates.

13. Nebraska Administrative Office of the Courts & Probation.

14. Nebraska Department of Education, 2020/21 School Year.

15. Nebraska Department of Education, 2021 Cohort.

16. Nebraska Department of Education, 2020/2021 School Year.

2021 COUNTY DATA FACT SHEET



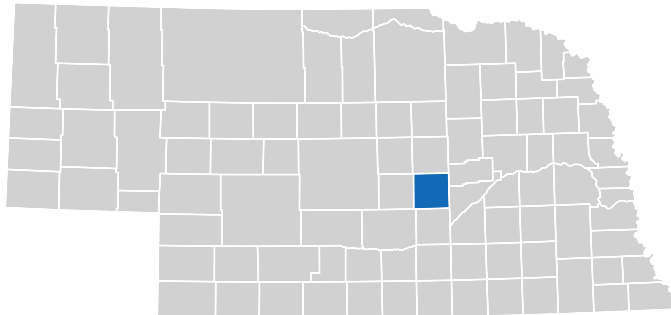
COUNTY: **HOWARD**

TOTAL POPULATION¹

6,531

POPULATION OF CHILDREN²

1,747



HEALTH



6.7%

CHILDREN
UNINSURED³

13.6%

CHILDREN ENROLLED IN
PUBLIC HEALTH INSURANCE⁴



ECONOMIC STABILITY

19.6%

CHILDREN IN
LOW-INCOME
FAMILIES⁵

4.9%

HOUSEHOLDS
WITH CHILDREN
IN POVERTY⁶

17.3%

CHILDREN
OF COLOR IN
POVERTY⁷

11.0%

HOUSEHOLDS
WITH CHILDREN
ENROLLED IN
SNAP BENEFITS⁸

79.4%

FAMILIES WITH
CHILDREN WHO
OWN THEIR HOME⁹

CHILD WELFARE & JUVENILE JUSTICE



13.2

RATE OF CHILD
WELFARE SYSTEM
INVOLVEMENT [PER
1000]¹⁰

1.7

RATE OF NON-COURT
CHILD WELFARE SYSTEM
INVOLVEMENT [PER
1000]¹¹

11.4

RATE OF CHILDREN IN
OUT-OF-HOME CARE
[PER 1000]¹²

10.9

RATE OF YOUTH ON
PROBATION [PER 1000]¹³



EDUCATION

48.4%

OF 3RD GRADE CHILDREN
PROFICIENT IN ENGLISH
LANGUAGE ARTS¹⁴

92.2%

HIGH SCHOOLERS
GRADUATING IN
4-YEARS¹⁵

37.6%

OF CHILDREN ENROLLED IN FREE-
OR REDUCED-PRICE SCHOOL
MEALS¹⁶

1. U.S. Census Bureau, Annual County and Puerto Rico Municipio Resident Population Estimates by Selected Age Groups and Sex: April 1, 2020 to July 1, 2021.

2. U.S. Census Bureau, Annual County and Puerto Rico Municipio Resident Population Estimates by Selected Age Groups and Sex: April 1, 2020 to July 1, 2021.

3. U.S. Census Bureau, 2021 American Community Survey 5-year estimates, Table B27001.

4. U.S. Census Bureau, 2021 American Community Survey 5-year estimates, Table B27003.

5. U.S. Census Bureau, 2021 American Community Survey 5-year estimates, Table B17024.

6. U.S. Census Bureau, 2021 American Community Survey 5-year estimates, Table B17010.

7. U.S. Census Bureau, 2021 American Community Survey 5-year estimates, Table B17001B-I.

8. U.S. Census Bureau, 2021 American Community Survey 5-year estimates, Table S2201.

9. U.S. Census Bureau, 2021 American Community Survey 5-year estimates, Table B25115.

10 - 12. DHHS; U.S. Census Bureau, Resident Population Estimates.

13. Nebraska Administrative Office of the Courts & Probation.

14. Nebraska Department of Education, 2020/21 School Year.

15. Nebraska Department of Education, 2021 Cohort.

16. Nebraska Department of Education, 2020/2021 School Year.

2021 COUNTY DATA FACT SHEET



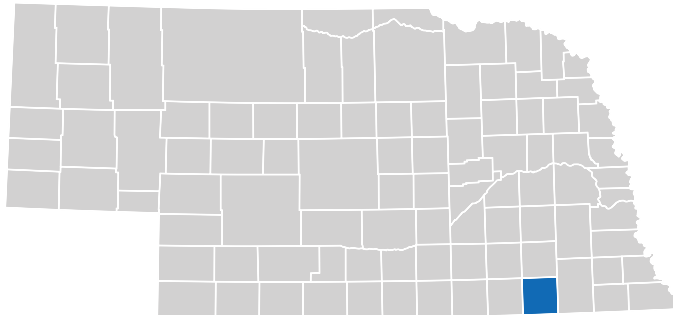
COUNTY: **JEFFERSON**

TOTAL POPULATION¹

7,176

POPULATION OF CHILDREN²

1,770



HEALTH



4.8%

CHILDREN
UNINSURED³

25.9%

CHILDREN ENROLLED IN
PUBLIC HEALTH INSURANCE⁴



ECONOMIC STABILITY

14.3%

CHILDREN IN
LOW-INCOME
FAMILIES⁵

3.5%

HOUSEHOLDS
WITH CHILDREN
IN POVERTY⁶

19.2%

CHILDREN
OF COLOR IN
POVERTY⁷

15.2%

HOUSEHOLDS
WITH CHILDREN
ENROLLED IN
SNAP BENEFITS⁸

65.4%

FAMILIES WITH
CHILDREN WHO
OWN THEIR HOME⁹

CHILD WELFARE & JUVENILE JUSTICE



17.5

RATE OF CHILD
WELFARE SYSTEM
INVOLVEMENT [PER
1000]¹⁰

7.3

RATE OF NON-COURT
CHILD WELFARE SYSTEM
INVOLVEMENT [PER
1000]¹¹

7.3

RATE OF CHILDREN IN
OUT-OF-HOME CARE
[PER 1000]¹²

6.2

RATE OF YOUTH ON
PROBATION [PER 1000]¹³



EDUCATION

44.8%

OF 3RD GRADE CHILDREN
PROFICIENT IN ENGLISH
LANGUAGE ARTS¹⁴

90.0%

HIGH SCHOOLERS
GRADUATING IN
4-YEARS¹⁵

47.9%

OF CHILDREN ENROLLED IN FREE-
OR REDUCED-PRICE SCHOOL
MEALS¹⁶

1. U.S. Census Bureau, Annual County and Puerto Rico Municipio Resident Population Estimates by Selected Age Groups and Sex: April 1, 2020 to July 1, 2021.

2. U.S. Census Bureau, Annual County and Puerto Rico Municipio Resident Population Estimates by Selected Age Groups and Sex: April 1, 2020 to July 1, 2021.

3. U.S. Census Bureau, 2021 American Community Survey 5-year estimates, Table B27001.

4. U.S. Census Bureau, 2021 American Community Survey 5-year estimates, Table B27003.

5. U.S. Census Bureau, 2021 American Community Survey 5-year estimates, Table B17024.

6. U.S. Census Bureau, 2021 American Community Survey 5-year estimates, Table B17010.

7. U.S. Census Bureau, 2021 American Community Survey 5-year estimates, Table B17001B-I.

8. U.S. Census Bureau, 2021 American Community Survey 5-year estimates, Table S2201.

9. U.S. Census Bureau, 2021 American Community Survey 5-year estimates, Table B25115.

10 - 12. DHHS; U.S. Census Bureau, Resident Population Estimates.

13. Nebraska Administrative Office of the Courts & Probation.

14. Nebraska Department of Education, 2020/21 School Year.

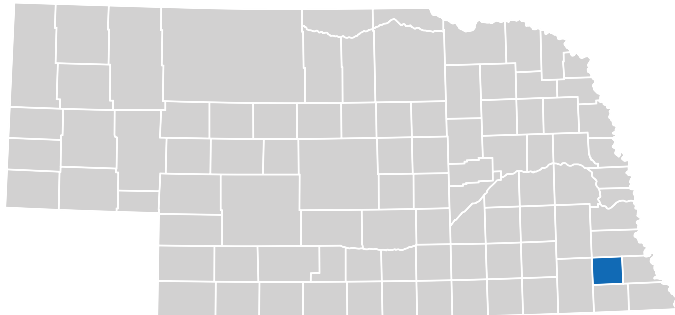
15. Nebraska Department of Education, 2021 Cohort.

16. Nebraska Department of Education, 2020/2021 School Year.

2021 COUNTY DATA FACT SHEET



COUNTY: **JOHNSON**



TOTAL POPULATION¹

5,316

POPULATION OF CHILDREN²

1,068

HEALTH



1.2%

CHILDREN
UNINSURED³

22.4%

CHILDREN ENROLLED IN
PUBLIC HEALTH INSURANCE⁴



ECONOMIC STABILITY

13.7%

CHILDREN IN
LOW-INCOME
FAMILIES⁵

8.1%

HOUSEHOLDS
WITH CHILDREN
IN POVERTY⁶

8.3%

CHILDREN
OF COLOR IN
POVERTY⁷

14.1%

HOUSEHOLDS
WITH CHILDREN
ENROLLED IN
SNAP BENEFITS⁸

61.4%

FAMILIES WITH
CHILDREN WHO
OWN THEIR HOME⁹

CHILD WELFARE & JUVENILE JUSTICE



15.9

RATE OF CHILD
WELFARE SYSTEM
INVOLVEMENT [PER
1000]¹⁰

2.8

RATE OF NON-COURT
CHILD WELFARE SYSTEM
INVOLVEMENT [PER
1000]¹¹

10.3

RATE OF CHILDREN IN
OUT-OF-HOME CARE
[PER 1000]¹²

6.6

RATE OF YOUTH ON
PROBATION [PER 1000]¹³



EDUCATION

62.2%

OF 3RD GRADE CHILDREN
PROFICIENT IN ENGLISH
LANGUAGE ARTS¹⁴

94.6%

HIGH SCHOOLERS
GRADUATING IN
4-YEARS¹⁵

47.2%

OF CHILDREN ENROLLED IN FREE-
OR REDUCED-PRICE SCHOOL
MEALS¹⁶

1. U.S. Census Bureau, Annual County and Puerto Rico Municipio Resident Population Estimates by Selected Age Groups and Sex: April 1, 2020 to July 1, 2021.
2. U.S. Census Bureau, Annual County and Puerto Rico Municipio Resident Population Estimates by Selected Age Groups and Sex: April 1, 2020 to July 1, 2021.
3. U.S. Census Bureau, 2021 American Community Survey 5-year estimates, Table B27001.
4. U.S. Census Bureau, 2021 American Community Survey 5-year estimates, Table B27003.
5. U.S. Census Bureau, 2021 American Community Survey 5-year estimates, Table B17024.
6. U.S. Census Bureau, 2021 American Community Survey 5-year estimates, Table B17010.

7. U.S. Census Bureau, 2021 American Community Survey 5-year estimates, Table B17001B-I.
8. U.S. Census Bureau, 2021 American Community Survey 5-year estimates, Table S2201.
9. U.S. Census Bureau, 2021 American Community Survey 5-year estimates, Table B25115.
10 - 12. DHHS; U.S. Census Bureau, Resident Population Estimates.
13. Nebraska Administrative Office of the Courts & Probation.
14. Nebraska Department of Education, 2020/21 School Year.
15. Nebraska Department of Education, 2021 Cohort.
16. Nebraska Department of Education, 2020/2021 School Year.

2021 COUNTY DATA FACT SHEET



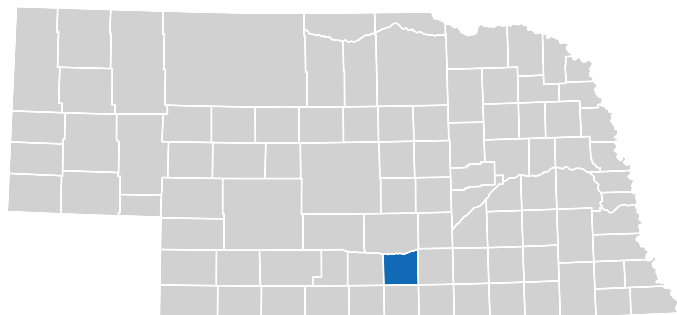
COUNTY: **KEARNEY**

TOTAL POPULATION¹

6,674

POPULATION OF CHILDREN²

1,822



HEALTH



4.6%

CHILDREN
UNINSURED³

26.3%

CHILDREN ENROLLED IN
PUBLIC HEALTH INSURANCE⁴



ECONOMIC STABILITY

29.8%

CHILDREN IN
LOW-INCOME
FAMILIES⁵

15.3%

HOUSEHOLDS
WITH CHILDREN
IN POVERTY⁶

31.9%

CHILDREN
OF COLOR IN
POVERTY⁷

8.2%

HOUSEHOLDS
WITH CHILDREN
ENROLLED IN
SNAP BENEFITS⁸

74%

FAMILIES WITH
CHILDREN WHO
OWN THEIR HOME⁹

CHILD WELFARE & JUVENILE JUSTICE



13.7

RATE OF CHILD
WELFARE SYSTEM
INVOLVEMENT [PER
1000]¹⁰

4.9

RATE OF NON-COURT
CHILD WELFARE SYSTEM
INVOLVEMENT [PER
1000]¹¹

6.6

RATE OF CHILDREN IN
OUT-OF-HOME CARE
[PER 1000]¹²

7.1

RATE OF YOUTH ON
PROBATION [PER 1000]¹³



EDUCATION

37.7%

OF 3RD GRADE CHILDREN
PROFICIENT IN ENGLISH
LANGUAGE ARTS¹⁴

91.3%

HIGH SCHOOLERS
GRADUATING IN
4-YEARS¹⁵

35.4%

OF CHILDREN ENROLLED IN FREE-
OR REDUCED-PRICE SCHOOL
MEALS¹⁶

1. U.S. Census Bureau, Annual County and Puerto Rico Municipio Resident Population Estimates by Selected Age Groups and Sex: April 1, 2020 to July 1, 2021.
2. U.S. Census Bureau, Annual County and Puerto Rico Municipio Resident Population Estimates by Selected Age Groups and Sex: April 1, 2020 to July 1, 2021.
3. U.S. Census Bureau, 2021 American Community Survey 5-year estimates, Table B27001.
4. U.S. Census Bureau, 2021 American Community Survey 5-year estimates, Table B27003.
5. U.S. Census Bureau, 2021 American Community Survey 5-year estimates, Table B17024.
6. U.S. Census Bureau, 2021 American Community Survey 5-year estimates, Table B17010.

7. U.S. Census Bureau, 2021 American Community Survey 5-year estimates, Table B17001B-I.
8. U.S. Census Bureau, 2021 American Community Survey 5-year estimates, Table S2201.
9. U.S. Census Bureau, 2021 American Community Survey 5-year estimates, Table B25115.
10 - 12. DHHS; U.S. Census Bureau, Resident Population Estimates.
13. Nebraska Administrative Office of the Courts & Probation.
14. Nebraska Department of Education, 2020/21 School Year.
15. Nebraska Department of Education, 2021 Cohort.
16. Nebraska Department of Education, 2020/2021 School Year.

2021 COUNTY DATA FACT SHEET



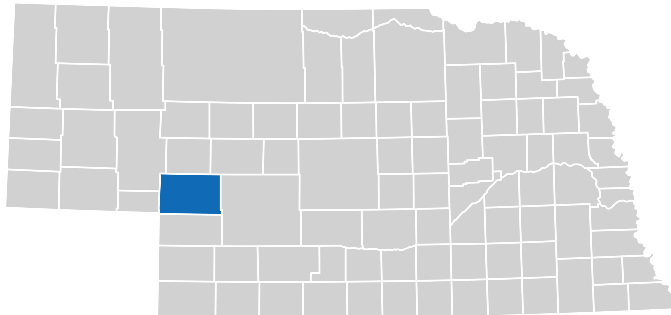
COUNTY: **KEITH**

TOTAL POPULATION¹

8,279

POPULATION OF CHILDREN²

1,893



HEALTH



5.5%

CHILDREN
UNINSURED³

33.9%

CHILDREN ENROLLED IN
PUBLIC HEALTH INSURANCE⁴



ECONOMIC STABILITY

25.3%

CHILDREN IN
LOW-INCOME
FAMILIES⁵

11.4%

HOUSEHOLDS
WITH CHILDREN
IN POVERTY⁶

6.6%

CHILDREN
OF COLOR IN
POVERTY⁷

11.1%

HOUSEHOLDS
WITH CHILDREN
ENROLLED IN
SNAP BENEFITS⁸

64.9%

FAMILIES WITH
CHILDREN WHO
OWN THEIR HOME⁹

CHILD WELFARE & JUVENILE JUSTICE



35.4

RATE OF CHILD
WELFARE SYSTEM
INVOLVEMENT [PER
1000]¹⁰

23.8

RATE OF NON-COURT
CHILD WELFARE SYSTEM
INVOLVEMENT [PER
1000]¹¹

6.3

RATE OF CHILDREN IN
OUT-OF-HOME CARE
[PER 1000]¹²

16.9

RATE OF YOUTH ON
PROBATION [PER 1000]¹³



EDUCATION

50.8%

OF 3RD GRADE CHILDREN
PROFICIENT IN ENGLISH
LANGUAGE ARTS¹⁴

90.3%

HIGH SCHOOLERS
GRADUATING IN
4-YEARS¹⁵

47.0%

OF CHILDREN ENROLLED IN FREE-
OR REDUCED-PRICE SCHOOL
MEALS¹⁶

1. U.S. Census Bureau, Annual County and Puerto Rico Municipio Resident Population Estimates by Selected Age Groups and Sex: April 1, 2020 to July 1, 2021.

2. U.S. Census Bureau, Annual County and Puerto Rico Municipio Resident Population Estimates by Selected Age Groups and Sex: April 1, 2020 to July 1, 2021.

3. U.S. Census Bureau, 2021 American Community Survey 5-year estimates, Table B27001.

4. U.S. Census Bureau, 2021 American Community Survey 5-year estimates, Table B27003.

5. U.S. Census Bureau, 2021 American Community Survey 5-year estimates, Table B17024.

6. U.S. Census Bureau, 2021 American Community Survey 5-year estimates, Table B17010.

7. U.S. Census Bureau, 2021 American Community Survey 5-year estimates, Table B17001B-I.

8. U.S. Census Bureau, 2021 American Community Survey 5-year estimates, Table S2201.

9. U.S. Census Bureau, 2021 American Community Survey 5-year estimates, Table B25115.

10 - 12. DHHS; U.S. Census Bureau, Resident Population Estimates.

13. Nebraska Administrative Office of the Courts & Probation.

14. Nebraska Department of Education, 2020/21 School Year.

15. Nebraska Department of Education, 2021 Cohort.

16. Nebraska Department of Education, 2020/2021 School Year.

2021 COUNTY DATA FACT SHEET



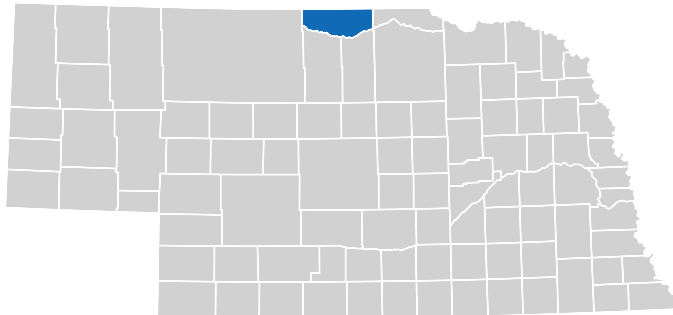
COUNTY: **KEYA PAHA**

TOTAL POPULATION¹

787

POPULATION OF CHILDREN²

158



HEALTH



3.7%

CHILDREN
UNINSURED³

21.0%

CHILDREN ENROLLED IN
PUBLIC HEALTH INSURANCE⁴



ECONOMIC STABILITY

40.8%

CHILDREN IN
LOW-INCOME
FAMILIES⁵

5.3%

HOUSEHOLDS
WITH CHILDREN
IN POVERTY⁶

N/A

CHILDREN
OF COLOR IN
POVERTY⁷

1.2%

HOUSEHOLDS
WITH CHILDREN
ENROLLED IN
SNAP BENEFITS⁸

69.7%

FAMILIES WITH
CHILDREN WHO
OWN THEIR HOME⁹

CHILD WELFARE & JUVENILE JUSTICE



N/A

RATE OF CHILD
WELFARE SYSTEM
INVOLVEMENT [PER
1000]¹⁰

N/A

RATE OF NON-COURT
CHILD WELFARE SYSTEM
INVOLVEMENT [PER
1000]¹¹

N/A

RATE OF CHILDREN IN
OUT-OF-HOME CARE
[PER 1000]¹²

N/A

RATE OF YOUTH ON
PROBATION [PER 1000]¹³



EDUCATION

OF 3RD GRADE CHILDREN
PROFICIENT IN ENGLISH
LANGUAGE ARTS¹⁴

HIGH SCHOOLERS
GRADUATING IN
4-YEARS¹⁵

47.4%

OF CHILDREN ENROLLED IN FREE-
OR REDUCED-PRICE SCHOOL
MEALS¹⁶

1. U.S. Census Bureau, Annual County and Puerto Rico Municipio Resident Population Estimates by Selected Age Groups and Sex: April 1, 2020 to July 1, 2021.
2. U.S. Census Bureau, Annual County and Puerto Rico Municipio Resident Population Estimates by Selected Age Groups and Sex: April 1, 2020 to July 1, 2021.
3. U.S. Census Bureau, 2021 American Community Survey 5-year estimates, Table B27001.
4. U.S. Census Bureau, 2021 American Community Survey 5-year estimates, Table B27003.
5. U.S. Census Bureau, 2021 American Community Survey 5-year estimates, Table B17024.
6. U.S. Census Bureau, 2021 American Community Survey 5-year estimates, Table B17010.

*** Data are masked when there are fewer than 10 students.

7. U.S. Census Bureau, 2021 American Community Survey 5-year estimates, Table B17001B-I.
8. U.S. Census Bureau, 2021 American Community Survey 5-year estimates, Table S2201.
9. U.S. Census Bureau, 2021 American Community Survey 5-year estimates, Table B25115.
10 - 12. DHHS; U.S. Census Bureau, Resident Population Estimates.
13. Nebraska Administrative Office of the Courts & Probation.
14. Nebraska Department of Education, 2020/21 School Year.
15. Nebraska Department of Education, 2021 Cohort.
16. Nebraska Department of Education, 2020/2021 School Year.

2021 COUNTY DATA FACT SHEET



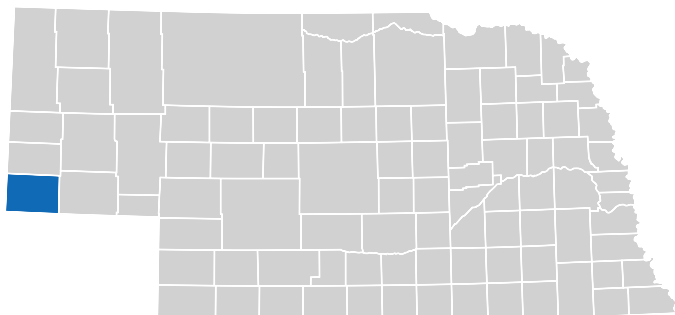
COUNTY: **KIMBALL**

TOTAL POPULATION¹

3,412

POPULATION OF CHILDREN²

786



HEALTH



12.6%

CHILDREN
UNINSURED³

41.1%

CHILDREN ENROLLED IN
PUBLIC HEALTH INSURANCE⁴



ECONOMIC STABILITY

29.1%

CHILDREN IN
LOW-INCOME
FAMILIES⁵

14.7%

HOUSEHOLDS
WITH CHILDREN
IN POVERTY⁶

30.9%

CHILDREN
OF COLOR IN
POVERTY⁷

25.7%

HOUSEHOLDS
WITH CHILDREN
ENROLLED IN
SNAP BENEFITS⁸

58.5%

FAMILIES WITH
CHILDREN WHO
OWN THEIR HOME⁹

CHILD WELFARE & JUVENILE JUSTICE



18.2

RATE OF CHILD
WELFARE SYSTEM
INVOLVEMENT [PER
1000]¹⁰

3.9

RATE OF NON-COURT
CHILD WELFARE SYSTEM
INVOLVEMENT [PER
1000]¹¹

11.7

RATE OF CHILDREN IN
OUT-OF-HOME CARE
[PER 1000]¹²

7.8

RATE OF YOUTH ON
PROBATION [PER 1000]¹³



EDUCATION

35.5%

OF 3RD GRADE CHILDREN
PROFICIENT IN ENGLISH
LANGUAGE ARTS¹⁴

10%

HIGH SCHOOLERS
GRADUATING IN
4-YEARS¹⁵

50.4%

OF CHILDREN ENROLLED IN FREE-
OR REDUCED-PRICE SCHOOL
MEALS¹⁶

1. U.S. Census Bureau, Annual County and Puerto Rico Municipio Resident Population Estimates by Selected Age Groups and Sex: April 1, 2020 to July 1, 2021.

2. U.S. Census Bureau, Annual County and Puerto Rico Municipio Resident Population Estimates by Selected Age Groups and Sex: April 1, 2020 to July 1, 2021.

3. U.S. Census Bureau, 2021 American Community Survey 5-year estimates, Table B27001.

4. U.S. Census Bureau, 2021 American Community Survey 5-year estimates, Table B27003.

5. U.S. Census Bureau, 2021 American Community Survey 5-year estimates, Table B17024.

6. U.S. Census Bureau, 2021 American Community Survey 5-year estimates, Table B17010.

7. U.S. Census Bureau, 2021 American Community Survey 5-year estimates, Table B17001B-I.

8. U.S. Census Bureau, 2021 American Community Survey 5-year estimates, Table S2201.

9. U.S. Census Bureau, 2021 American Community Survey 5-year estimates, Table B25115.

10 - 12. DHHS; U.S. Census Bureau, Resident Population Estimates.

13. Nebraska Administrative Office of the Courts & Probation.

14. Nebraska Department of Education, 2020/21 School Year.

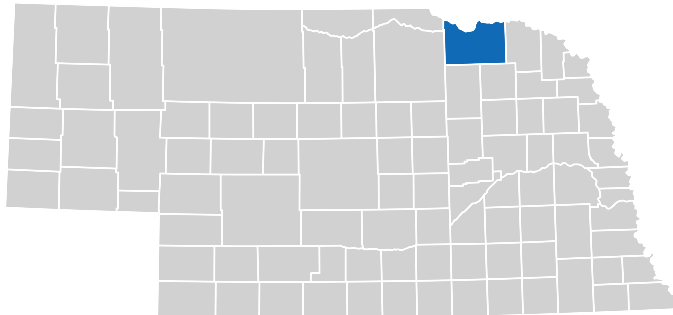
15. Nebraska Department of Education, 2021 Cohort.

16. Nebraska Department of Education, 2020/2021 School Year.

2021 COUNTY DATA FACT SHEET



COUNTY: **KNOX**



TOTAL POPULATION¹

8,401

POPULATION OF CHILDREN²

2,304

HEALTH



4.8%

CHILDREN
UNINSURED³

34.0%

CHILDREN ENROLLED IN
PUBLIC HEALTH INSURANCE⁴



ECONOMIC STABILITY

25.8%

CHILDREN IN
LOW-INCOME
FAMILIES⁵

9.5%

HOUSEHOLDS
WITH CHILDREN
IN POVERTY⁶

26.7%

CHILDREN
OF COLOR IN
POVERTY⁷

15.9%

HOUSEHOLDS
WITH CHILDREN
ENROLLED IN
SNAP BENEFITS⁸

69.7%

FAMILIES WITH
CHILDREN WHO
OWN THEIR HOME⁹

CHILD WELFARE & JUVENILE JUSTICE



13

RATE OF CHILD
WELFARE SYSTEM
INVOLVEMENT [PER
1000]¹⁰

6.5

RATE OF NON-COURT
CHILD WELFARE SYSTEM
INVOLVEMENT [PER
1000]¹¹

5.2

RATE OF CHILDREN IN
OUT-OF-HOME CARE
[PER 1000]¹²

2.6

RATE OF YOUTH ON
PROBATION [PER 1000]¹³



EDUCATION

51.6%

OF 3RD GRADE CHILDREN
PROFICIENT IN ENGLISH
LANGUAGE ARTS¹⁴

95.2%

HIGH SCHOOLERS
GRADUATING IN
4-YEARS¹⁵

50.0%

OF CHILDREN ENROLLED IN FREE-
OR REDUCED-PRICE SCHOOL
MEALS¹⁶

1. U.S. Census Bureau, Annual County and Puerto Rico Municipio Resident Population Estimates by Selected Age Groups and Sex: April 1, 2020 to July 1, 2021.

2. U.S. Census Bureau, Annual County and Puerto Rico Municipio Resident Population Estimates by Selected Age Groups and Sex: April 1, 2020 to July 1, 2021.

3. U.S. Census Bureau, 2021 American Community Survey 5-year estimates, Table B27001.

4. U.S. Census Bureau, 2021 American Community Survey 5-year estimates, Table B27003.

5. U.S. Census Bureau, 2021 American Community Survey 5-year estimates, Table B17024.

6. U.S. Census Bureau, 2021 American Community Survey 5-year estimates, Table B17010.

7. U.S. Census Bureau, 2021 American Community Survey 5-year estimates, Table B17001B-I.

8. U.S. Census Bureau, 2021 American Community Survey 5-year estimates, Table S2201.

9. U.S. Census Bureau, 2021 American Community Survey 5-year estimates, Table B25115.

10 - 12. DHHS; U.S. Census Bureau, Resident Population Estimates.

13. Nebraska Administrative Office of the Courts & Probation.

14. Nebraska Department of Education, 2020/21 School Year.

15. Nebraska Department of Education, 2021 Cohort.

16. Nebraska Department of Education, 2020/2021 School Year.

2021 COUNTY DATA FACT SHEET



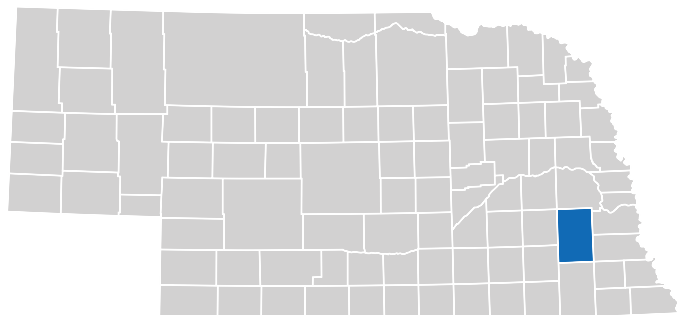
COUNTY: **LANCASTER**

TOTAL POPULATION¹

324,514

POPULATION OF CHILDREN²

85,275



HEALTH



4.6%

CHILDREN
UNINSURED³

27.4%

CHILDREN ENROLLED IN
PUBLIC HEALTH INSURANCE⁴



ECONOMIC STABILITY

22.5%

CHILDREN IN
LOW-INCOME
FAMILIES⁵

11.4%

HOUSEHOLDS
WITH CHILDREN
IN POVERTY⁶

23.6%

CHILDREN
OF COLOR IN
POVERTY⁷

14.4%

HOUSEHOLDS
WITH CHILDREN
ENROLLED IN
SNAP BENEFITS⁸

67.3%

FAMILIES WITH
CHILDREN WHO
OWN THEIR HOME⁹

CHILD WELFARE & JUVENILE JUSTICE



16.7

RATE OF CHILD
WELFARE SYSTEM
INVOLVEMENT [PER
1000]¹⁰

8.6

RATE OF NON-COURT
CHILD WELFARE SYSTEM
INVOLVEMENT [PER
1000]¹¹

8.5

RATE OF CHILDREN IN
OUT-OF-HOME CARE
[PER 1000]¹²

6.8

RATE OF YOUTH ON
PROBATION [PER 1000]¹³



EDUCATION

55.6%

OF 3RD GRADE CHILDREN
PROFICIENT IN ENGLISH
LANGUAGE ARTS¹⁴

81.1%

HIGH SCHOOLERS
GRADUATING IN
4-YEARS¹⁵

38.3%

OF CHILDREN ENROLLED IN FREE-
OR REDUCED-PRICE SCHOOL
MEALS¹⁶

1. U.S. Census Bureau, Annual County and Puerto Rico Municipio Resident Population Estimates by Selected Age Groups and Sex: April 1, 2020 to July 1, 2021.

2. U.S. Census Bureau, Annual County and Puerto Rico Municipio Resident Population Estimates by Selected Age Groups and Sex: April 1, 2020 to July 1, 2021.

3. U.S. Census Bureau, 2021 American Community Survey 5-year estimates, Table B27001.

4. U.S. Census Bureau, 2021 American Community Survey 5-year estimates, Table B27003.

5. U.S. Census Bureau, 2021 American Community Survey 5-year estimates, Table B17024.

6. U.S. Census Bureau, 2021 American Community Survey 5-year estimates, Table B17010.

7. U.S. Census Bureau, 2021 American Community Survey 5-year estimates, Table B17001B-I.

8. U.S. Census Bureau, 2021 American Community Survey 5-year estimates, Table S2201.

9. U.S. Census Bureau, 2021 American Community Survey 5-year estimates, Table B25115.

10 - 12. DHHS; U.S. Census Bureau, Resident Population Estimates.

13. Nebraska Administrative Office of the Courts & Probation.

14. Nebraska Department of Education, 2020/21 School Year.

15. Nebraska Department of Education, 2021 Cohort.

16. Nebraska Department of Education, 2020/2021 School Year.

2021 COUNTY DATA FACT SHEET



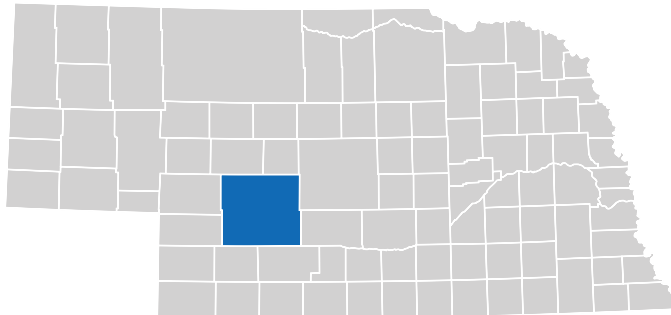
COUNTY: **LINCOLN**

TOTAL POPULATION¹

34,133

POPULATION OF CHILDREN²

8,770



HEALTH



7.0%

CHILDREN
UNINSURED³

30.7%

CHILDREN ENROLLED IN
PUBLIC HEALTH INSURANCE⁴



ECONOMIC STABILITY

29.2%

CHILDREN IN
LOW-INCOME
FAMILIES⁵

9.2%

HOUSEHOLDS
WITH CHILDREN
IN POVERTY⁶

36.8%

CHILDREN
OF COLOR IN
POVERTY⁷

13.2%

HOUSEHOLDS
WITH CHILDREN
ENROLLED IN
SNAP BENEFITS⁸

64.5%

FAMILIES WITH
CHILDREN WHO
OWN THEIR HOME⁹

CHILD WELFARE & JUVENILE JUSTICE



42.2

RATE OF CHILD
WELFARE SYSTEM
INVOLVEMENT [PER
1000]¹⁰

30

RATE OF CHILDREN IN
OUT-OF-HOME CARE
[PER 1000]¹²

8.7

RATE OF NON-COURT
CHILD WELFARE SYSTEM
INVOLVEMENT [PER
1000]¹¹

15.8

RATE OF YOUTH ON
PROBATION [PER 1000]¹³



EDUCATION

53.2%

OF 3RD GRADE CHILDREN
PROFICIENT IN ENGLISH
LANGUAGE ARTS¹⁴

91.3%

HIGH SCHOOLERS
GRADUATING IN
4-YEARS¹⁵

47.9%

OF CHILDREN ENROLLED IN FREE-
OR REDUCED-PRICE SCHOOL
MEALS¹⁶

1. U.S. Census Bureau, Annual County and Puerto Rico Municipio Resident Population Estimates by Selected Age Groups and Sex: April 1, 2020 to July 1, 2021.

2. U.S. Census Bureau, Annual County and Puerto Rico Municipio Resident Population Estimates by Selected Age Groups and Sex: April 1, 2020 to July 1, 2021.

3. U.S. Census Bureau, 2021 American Community Survey 5-year estimates, Table B27001.

4. U.S. Census Bureau, 2021 American Community Survey 5-year estimates, Table B27003.

5. U.S. Census Bureau, 2021 American Community Survey 5-year estimates, Table B17024.

6. U.S. Census Bureau, 2021 American Community Survey 5-year estimates, Table B17010.

7. U.S. Census Bureau, 2021 American Community Survey 5-year estimates, Table B17001B-I.

8. U.S. Census Bureau, 2021 American Community Survey 5-year estimates, Table S2201.

9. U.S. Census Bureau, 2021 American Community Survey 5-year estimates, Table B25115.

10 - 12. DHHS; U.S. Census Bureau, Resident Population Estimates.

13. Nebraska Administrative Office of the Courts & Probation.

14. Nebraska Department of Education, 2020/21 School Year.

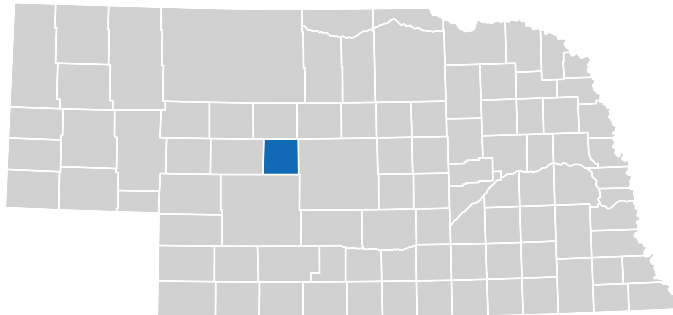
15. Nebraska Department of Education, 2021 Cohort.

16. Nebraska Department of Education, 2020/2021 School Year.

2021 COUNTY DATA FACT SHEET



COUNTY: **LOGAN**



TOTAL POPULATION¹

687

POPULATION OF CHILDREN²

169

HEALTH



11.8%

CHILDREN
UNINSURED³

22.1%

CHILDREN ENROLLED IN
PUBLIC HEALTH INSURANCE⁴



ECONOMIC STABILITY

23.1%

CHILDREN IN
LOW-INCOME
FAMILIES⁵

6.4%

HOUSEHOLDS
WITH CHILDREN
IN POVERTY⁶

N/A

CHILDREN
OF COLOR IN
POVERTY⁷

4.6%

HOUSEHOLDS
WITH CHILDREN
ENROLLED IN
SNAP BENEFITS⁸

78.9%

FAMILIES WITH
CHILDREN WHO
OWN THEIR HOME⁹

CHILD WELFARE & JUVENILE JUSTICE



N/A

RATE OF CHILD
WELFARE SYSTEM
INVOLVEMENT [PER
1000]¹⁰

N/A

RATE OF NON-COURT
CHILD WELFARE SYSTEM
INVOLVEMENT [PER
1000]¹¹

N/A

RATE OF CHILDREN IN
OUT-OF-HOME CARE
[PER 1000]¹²

5.9

RATE OF YOUTH ON
PROBATION [PER 1000]¹³



EDUCATION

***+
X%**

OF 3RD GRADE CHILDREN
PROFICIENT IN ENGLISH
LANGUAGE ARTS¹⁴

**-+
X%**

89.5%

HIGH SCHOOLERS
GRADUATING IN
4-YEARS¹⁵

27.7%

OF CHILDREN ENROLLED IN FREE-
OR REDUCED-PRICE SCHOOL
MEALS¹⁶

1. U.S. Census Bureau, Annual County and Puerto Rico Municipio Resident Population Estimates by Selected Age Groups and Sex: April 1, 2020 to July 1, 2021.
2. U.S. Census Bureau, Annual County and Puerto Rico Municipio Resident Population Estimates by Selected Age Groups and Sex: April 1, 2020 to July 1, 2021.
3. U.S. Census Bureau, 2021 American Community Survey 5-year estimates, Table B27001.
4. U.S. Census Bureau, 2021 American Community Survey 5-year estimates, Table B27003.
5. U.S. Census Bureau, 2021 American Community Survey 5-year estimates, Table B17024.
6. U.S. Census Bureau, 2021 American Community Survey 5-year estimates, Table B17010.

*** Data are masked when there are fewer than 10 students.

7. U.S. Census Bureau, 2021 American Community Survey 5-year estimates, Table B17001B-I.
8. U.S. Census Bureau, 2021 American Community Survey 5-year estimates, Table S2201.
9. U.S. Census Bureau, 2021 American Community Survey 5-year estimates, Table B25115.
10 - 12. DHHS; U.S. Census Bureau, Resident Population Estimates.
13. Nebraska Administrative Office of the Courts & Probation.
14. Nebraska Department of Education, 2020/21 School Year.
15. Nebraska Department of Education, 2021 Cohort.
16. Nebraska Department of Education, 2020/2021 School Year.

2021 COUNTY DATA FACT SHEET



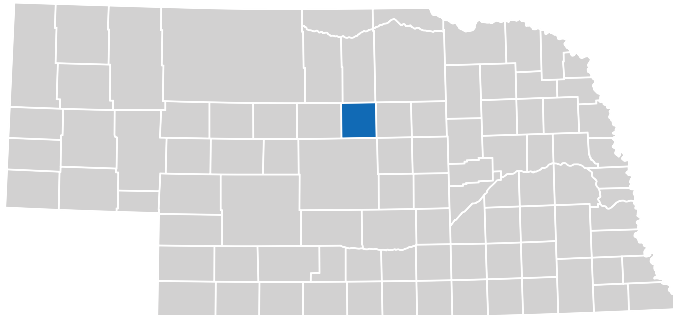
COUNTY: **LOUP**

TOTAL POPULATION¹

604

POPULATION OF CHILDREN²

126



HEALTH



N/A

CHILDREN
UNINSURED³

36.3%

CHILDREN ENROLLED IN
PUBLIC HEALTH INSURANCE⁴



ECONOMIC STABILITY

16.6%

CHILDREN IN
LOW-INCOME
FAMILIES⁵

3.9%

HOUSEHOLDS
WITH CHILDREN
IN POVERTY⁶

N/A

CHILDREN
OF COLOR IN
POVERTY⁷

19.5%

HOUSEHOLDS
WITH CHILDREN
ENROLLED IN
SNAP BENEFITS⁸

59.2%

FAMILIES WITH
CHILDREN WHO
OWN THEIR HOME⁹

CHILD WELFARE & JUVENILE JUSTICE



23.8

RATE OF CHILD
WELFARE SYSTEM
INVOLVEMENT [PER
1000]¹⁰

N/A

RATE OF CHILDREN IN
OUT-OF-HOME CARE
[PER 1000]¹²

23.8

RATE OF NON-COURT
CHILD WELFARE SYSTEM
INVOLVEMENT [PER
1000]¹¹

N/A

RATE OF YOUTH ON
PROBATION [PER 1000]¹³



EDUCATION

OF 3RD GRADE CHILDREN
PROFICIENT IN ENGLISH
LANGUAGE ARTS¹⁴

HIGH SCHOOLERS
GRADUATING IN
4-YEARS¹⁵

32.4%

OF CHILDREN ENROLLED IN FREE-
OR REDUCED-PRICE SCHOOL
MEALS¹⁶

1. U.S. Census Bureau, Annual County and Puerto Rico Municipio Resident Population Estimates by Selected Age Groups and Sex: April 1, 2020 to July 1, 2021.
2. U.S. Census Bureau, Annual County and Puerto Rico Municipio Resident Population Estimates by Selected Age Groups and Sex: April 1, 2020 to July 1, 2021.
3. U.S. Census Bureau, 2021 American Community Survey 5-year estimates, Table B27001.
4. U.S. Census Bureau, 2021 American Community Survey 5-year estimates, Table B27003.
5. U.S. Census Bureau, 2021 American Community Survey 5-year estimates, Table B17024.
6. U.S. Census Bureau, 2021 American Community Survey 5-year estimates, Table B17010.

*** Data are masked when there are fewer than 10 students.

7. U.S. Census Bureau, 2021 American Community Survey 5-year estimates, Table B17001B-I.
8. U.S. Census Bureau, 2021 American Community Survey 5-year estimates, Table S2201.
9. U.S. Census Bureau, 2021 American Community Survey 5-year estimates, Table B25115.
10 - 12. DHHS; U.S. Census Bureau, Resident Population Estimates.
13. Nebraska Administrative Office of the Courts & Probation.
14. Nebraska Department of Education, 2020/21 School Year.
15. Nebraska Department of Education, 2021 Cohort.
16. Nebraska Department of Education, 2020/2021 School Year.

2021 COUNTY DATA FACT SHEET



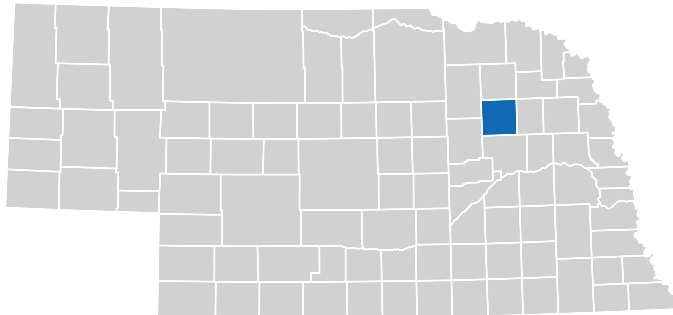
COUNTY: **MADISON**

TOTAL POPULATION¹

35,337

POPULATION OF CHILDREN²

10,220



HEALTH



N/A

CHILDREN
UNINSURED³

27.9%

CHILDREN ENROLLED IN
PUBLIC HEALTH INSURANCE⁴



ECONOMIC STABILITY

52.5%

CHILDREN IN
LOW-INCOME
FAMILIES⁵

18.9%

HOUSEHOLDS
WITH CHILDREN
IN POVERTY⁶

N/A

CHILDREN
OF COLOR IN
POVERTY⁷

8.1%

HOUSEHOLDS
WITH CHILDREN
ENROLLED IN
SNAP BENEFITS⁸

69.7%

FAMILIES WITH
CHILDREN WHO
OWN THEIR HOME⁹

CHILD WELFARE & JUVENILE JUSTICE



19.8

RATE OF CHILD
WELFARE SYSTEM
INVOLVEMENT [PER
1000]¹⁰

4.2

RATE OF NON-COURT
CHILD WELFARE SYSTEM
INVOLVEMENT [PER
1000]¹¹

14.1

RATE OF CHILDREN IN
OUT-OF-HOME CARE
[PER 1000]¹²

12.9

RATE OF YOUTH ON
PROBATION [PER 1000]¹³



EDUCATION

56.8%

OF 3RD GRADE CHILDREN
PROFICIENT IN ENGLISH
LANGUAGE ARTS¹⁴

93.9%

HIGH SCHOOLERS
GRADUATING IN
4-YEARS¹⁵

41.9%

OF CHILDREN ENROLLED IN FREE-
OR REDUCED-PRICE SCHOOL
MEALS¹⁶

1. U.S. Census Bureau, Annual County and Puerto Rico Municipio Resident Population Estimates by Selected Age Groups and Sex: April 1, 2020 to July 1, 2021.

2. U.S. Census Bureau, Annual County and Puerto Rico Municipio Resident Population Estimates by Selected Age Groups and Sex: April 1, 2020 to July 1, 2021.

3. U.S. Census Bureau, 2021 American Community Survey 5-year estimates, Table B27001.

4. U.S. Census Bureau, 2021 American Community Survey 5-year estimates, Table B27003.

5. U.S. Census Bureau, 2021 American Community Survey 5-year estimates, Table B17024.

6. U.S. Census Bureau, 2021 American Community Survey 5-year estimates, Table B17010.

7. U.S. Census Bureau, 2021 American Community Survey 5-year estimates, Table B17001B-I.

8. U.S. Census Bureau, 2021 American Community Survey 5-year estimates, Table S2201.

9. U.S. Census Bureau, 2021 American Community Survey 5-year estimates, Table B25115.

10 - 12. DHHS; U.S. Census Bureau, Resident Population Estimates.

13. Nebraska Administrative Office of the Courts & Probation.

14. Nebraska Department of Education, 2020/21 School Year.

15. Nebraska Department of Education, 2021 Cohort.

16. Nebraska Department of Education, 2020/2021 School Year.

2021 COUNTY DATA FACT SHEET



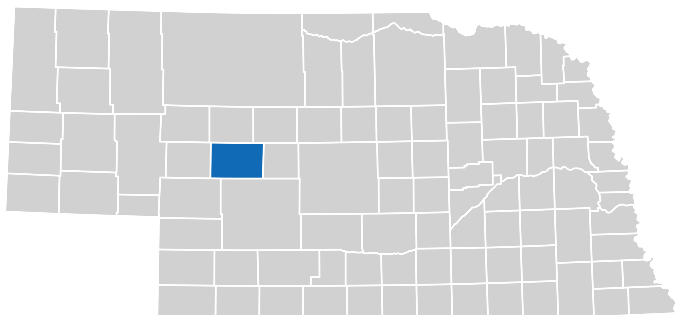
COUNTY: **McPHERSON**

TOTAL POPULATION¹

379

POPULATION OF CHILDREN²

77



HEALTH



N/A

CHILDREN
UNINSURED³

35.7%

CHILDREN ENROLLED IN
PUBLIC HEALTH INSURANCE⁴



ECONOMIC STABILITY

52.5%

CHILDREN IN
LOW-INCOME
FAMILIES⁵

18.9%

HOUSEHOLDS
WITH CHILDREN
IN POVERTY⁶

N/A

CHILDREN
OF COLOR IN
POVERTY⁷

8.1%

HOUSEHOLDS
WITH CHILDREN
ENROLLED IN
SNAP BENEFITS⁸

69.7%

FAMILIES WITH
CHILDREN WHO
OWN THEIR HOME⁹

CHILD WELFARE & JUVENILE JUSTICE



N/A

RATE OF CHILD
WELFARE SYSTEM
INVOLVEMENT [PER
1000]¹⁰

0.0

RATE OF CHILDREN IN
OUT-OF-HOME CARE
[PER 1000]¹²

N/A

RATE OF NON-COURT
CHILD WELFARE SYSTEM
INVOLVEMENT [PER
1000]¹¹

N/A

RATE OF YOUTH ON
PROBATION [PER 1000]¹³



EDUCATION

OF 3RD GRADE CHILDREN
PROFICIENT IN ENGLISH
LANGUAGE ARTS¹⁴

HIGH SCHOOLERS
GRADUATING IN
4-YEARS¹⁵

OF CHILDREN ENROLLED IN FREE-
OR REDUCED-PRICE SCHOOL
MEALS¹⁶

1. U.S. Census Bureau, Annual County and Puerto Rico Municipio Resident Population Estimates by Selected Age Groups and Sex: April 1, 2020 to July 1, 2021.
2. U.S. Census Bureau, Annual County and Puerto Rico Municipio Resident Population Estimates by Selected Age Groups and Sex: April 1, 2020 to July 1, 2021.
3. U.S. Census Bureau, 2021 American Community Survey 5-year estimates, Table B27001.
4. U.S. Census Bureau, 2021 American Community Survey 5-year estimates, Table B27003.
5. U.S. Census Bureau, 2021 American Community Survey 5-year estimates, Table B17024.
6. U.S. Census Bureau, 2021 American Community Survey 5-year estimates, Table B17010.

*** Data are masked when there are fewer than 10 students.

7. U.S. Census Bureau, 2021 American Community Survey 5-year estimates, Table B17001B-I.
8. U.S. Census Bureau, 2021 American Community Survey 5-year estimates, Table S2201.
9. U.S. Census Bureau, 2021 American Community Survey 5-year estimates, Table B25115.
10 - 12. DHHS; U.S. Census Bureau, Resident Population Estimates.
13. Nebraska Administrative Office of the Courts & Probation.
14. Nebraska Department of Education, 2020/21 School Year.
15. Nebraska Department of Education, 2021 Cohort.
16. Nebraska Department of Education, 2020/2021 School Year.

2021 COUNTY DATA FACT SHEET



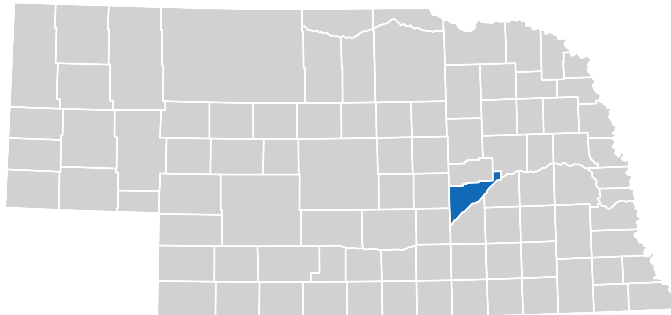
COUNTY: **MERRICK**

TOTAL POPULATION¹

7,665

POPULATION OF CHILDREN²

1,853



HEALTH



5.5%

CHILDREN
UNINSURED³

25.8%

CHILDREN ENROLLED IN
PUBLIC HEALTH INSURANCE⁴



ECONOMIC STABILITY

18.4%

CHILDREN IN
LOW-INCOME
FAMILIES⁵

12.7%

HOUSEHOLDS
WITH CHILDREN
IN POVERTY⁶

21.5%

CHILDREN
OF COLOR IN
POVERTY⁷

14.2%

HOUSEHOLDS
WITH CHILDREN
ENROLLED IN
SNAP BENEFITS⁸

78.2%

FAMILIES WITH
CHILDREN WHO
OWN THEIR HOME⁹

CHILD WELFARE & JUVENILE JUSTICE



19.4

RATE OF CHILD
WELFARE SYSTEM
INVOLVEMENT [PER
1000]¹⁰

15.7

RATE OF NON-COURT
CHILD WELFARE SYSTEM
INVOLVEMENT [PER
1000]¹¹

1.6

RATE OF CHILDREN IN
OUT-OF-HOME CARE
[PER 1000]¹²

10.3

RATE OF YOUTH ON
PROBATION [PER 1000]¹³



EDUCATION

61.3%

OF 3RD GRADE CHILDREN
PROFICIENT IN ENGLISH
LANGUAGE ARTS¹⁴

96.4%

HIGH SCHOOLERS
GRADUATING IN
4-YEARS¹⁵

37.5%

OF CHILDREN ENROLLED IN FREE-
OR REDUCED-PRICE SCHOOL
MEALS¹⁶

1. U.S. Census Bureau, Annual County and Puerto Rico Municipio Resident Population Estimates by Selected Age Groups and Sex: April 1, 2020 to July 1, 2021.

2. U.S. Census Bureau, Annual County and Puerto Rico Municipio Resident Population Estimates by Selected Age Groups and Sex: April 1, 2020 to July 1, 2021.

3. U.S. Census Bureau, 2021 American Community Survey 5-year estimates, Table B27001.

4. U.S. Census Bureau, 2021 American Community Survey 5-year estimates, Table B27003.

5. U.S. Census Bureau, 2021 American Community Survey 5-year estimates, Table B17024.

6. U.S. Census Bureau, 2021 American Community Survey 5-year estimates, Table B17010.

7. U.S. Census Bureau, 2021 American Community Survey 5-year estimates, Table B17001B-I.

8. U.S. Census Bureau, 2021 American Community Survey 5-year estimates, Table S2201.

9. U.S. Census Bureau, 2021 American Community Survey 5-year estimates, Table B25115.

10 - 12. DHHS; U.S. Census Bureau, Resident Population Estimates.

13. Nebraska Administrative Office of the Courts & Probation.

14. Nebraska Department of Education, 2020/21 School Year.

15. Nebraska Department of Education, 2021 Cohort.

16. Nebraska Department of Education, 2020/2021 School Year.

2021 COUNTY DATA FACT SHEET



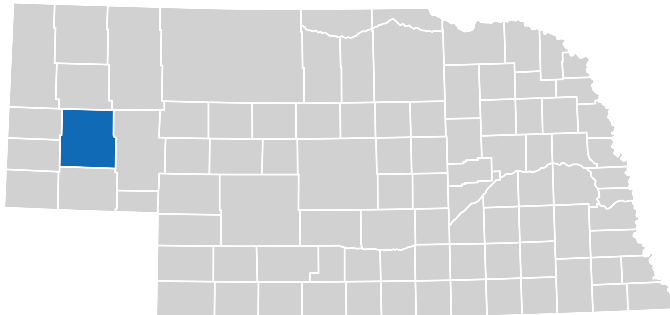
COUNTY: **MORRILL**

TOTAL POPULATION¹

4,574

POPULATION OF CHILDREN²

1,142



HEALTH



2.4%

CHILDREN
UNINSURED³

31.1%

CHILDREN ENROLLED IN
PUBLIC HEALTH INSURANCE⁴



ECONOMIC STABILITY

16.9%

CHILDREN IN
LOW-INCOME
FAMILIES⁵

6.4%

HOUSEHOLDS
WITH CHILDREN
IN POVERTY⁶

11.7%

CHILDREN
OF COLOR IN
POVERTY⁷

16.4%

HOUSEHOLDS
WITH CHILDREN
ENROLLED IN
SNAP BENEFITS⁸

70%

FAMILIES WITH
CHILDREN WHO
OWN THEIR HOME⁹

CHILD WELFARE & JUVENILE JUSTICE



28.9

RATE OF CHILD
WELFARE SYSTEM
INVOLVEMENT [PER
1000]¹⁰

14.0

RATE OF NON-COURT
CHILD WELFARE SYSTEM
INVOLVEMENT [PER
1000]¹¹

14.9

RATE OF CHILDREN IN
OUT-OF-HOME CARE
[PER 1000]¹²

6.1

RATE OF YOUTH ON
PROBATION [PER 1000]¹³



EDUCATION

50%

OF 3RD GRADE CHILDREN
PROFICIENT IN ENGLISH
LANGUAGE ARTS¹⁴



91.2%

HIGH SCHOOLERS
GRADUATING IN
4-YEARS¹⁵

60.0%

OF CHILDREN ENROLLED IN FREE-
OR REDUCED-PRICE SCHOOL
MEALS¹⁶

1. U.S. Census Bureau, Annual County and Puerto Rico Municipio Resident Population Estimates by Selected Age Groups and Sex: April 1, 2020 to July 1, 2021.

2. U.S. Census Bureau, Annual County and Puerto Rico Municipio Resident Population Estimates by Selected Age Groups and Sex: April 1, 2020 to July 1, 2021.

3. U.S. Census Bureau, 2021 American Community Survey 5-year estimates, Table B27001.

4. U.S. Census Bureau, 2021 American Community Survey 5-year estimates, Table B27003.

5. U.S. Census Bureau, 2021 American Community Survey 5-year estimates, Table B17024.

6. U.S. Census Bureau, 2021 American Community Survey 5-year estimates, Table B17010.

7. U.S. Census Bureau, 2021 American Community Survey 5-year estimates, Table B17001B-I.

8. U.S. Census Bureau, 2021 American Community Survey 5-year estimates, Table S2201.

9. U.S. Census Bureau, 2021 American Community Survey 5-year estimates, Table B25115.

10 - 12. DHHS; U.S. Census Bureau, Resident Population Estimates.

13. Nebraska Administrative Office of the Courts & Probation.

14. Nebraska Department of Education, 2020/21 School Year.

15. Nebraska Department of Education, 2021 Cohort.

16. Nebraska Department of Education, 2020/2021 School Year.

2021 COUNTY DATA FACT SHEET



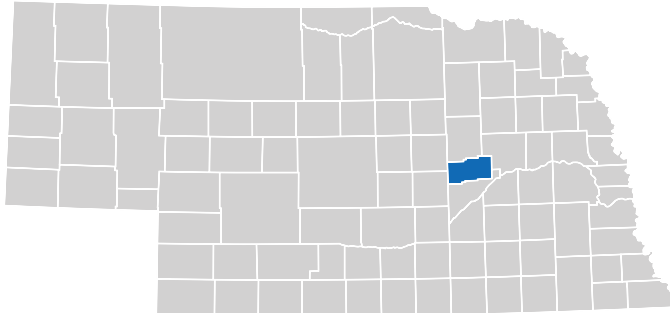
COUNTY: **NANCE**

TOTAL POPULATION¹

3,390

POPULATION OF CHILDREN²

862



HEALTH



1.9%

CHILDREN
UNINSURED³

20.0%

CHILDREN ENROLLED IN
PUBLIC HEALTH INSURANCE⁴



ECONOMIC STABILITY

19.5%

CHILDREN IN
LOW-INCOME
FAMILIES⁵

10.8%

HOUSEHOLDS
WITH CHILDREN
IN POVERTY⁶

N/A

CHILDREN
OF COLOR IN
POVERTY⁷

15.6%

HOUSEHOLDS
WITH CHILDREN
ENROLLED IN
SNAP BENEFITS⁸

83.6%

FAMILIES WITH
CHILDREN WHO
OWN THEIR HOME⁹

CHILD WELFARE & JUVENILE JUSTICE



3.5

RATE OF CHILD
WELFARE SYSTEM
INVOLVEMENT [PER
1000]¹⁰

N/A

RATE OF NON-COURT
CHILD WELFARE SYSTEM
INVOLVEMENT [PER
1000]¹¹

3.5

RATE OF CHILDREN IN
OUT-OF-HOME CARE
[PER 1000]¹²

9.3

RATE OF YOUTH ON
PROBATION [PER 1000]¹³



EDUCATION

46.2%

OF 3RD GRADE CHILDREN
PROFICIENT IN ENGLISH
LANGUAGE ARTS¹⁴

88.9%

HIGH SCHOOLERS
GRADUATING IN
4-YEARS¹⁵

34.8%

OF CHILDREN ENROLLED IN FREE-
OR REDUCED-PRICE SCHOOL
MEALS¹⁶

1. U.S. Census Bureau, Annual County and Puerto Rico Municipio Resident Population Estimates by Selected Age Groups and Sex: April 1, 2020 to July 1, 2021.

2. U.S. Census Bureau, Annual County and Puerto Rico Municipio Resident Population Estimates by Selected Age Groups and Sex: April 1, 2020 to July 1, 2021.

3. U.S. Census Bureau, 2021 American Community Survey 5-year estimates, Table B27001.

4. U.S. Census Bureau, 2021 American Community Survey 5-year estimates, Table B27003.

5. U.S. Census Bureau, 2021 American Community Survey 5-year estimates, Table B17024.

6. U.S. Census Bureau, 2021 American Community Survey 5-year estimates, Table B17010.

7. U.S. Census Bureau, 2021 American Community Survey 5-year estimates, Table B17001B-I.

8. U.S. Census Bureau, 2021 American Community Survey 5-year estimates, Table S2201.

9. U.S. Census Bureau, 2021 American Community Survey 5-year estimates, Table B25115.

10 - 12. DHHS; U.S. Census Bureau, Resident Population Estimates.

13. Nebraska Administrative Office of the Courts & Probation.

14. Nebraska Department of Education, 2020/21 School Year.

15. Nebraska Department of Education, 2021 Cohort.

16. Nebraska Department of Education, 2020/2021 School Year.

2021 COUNTY DATA FACT SHEET



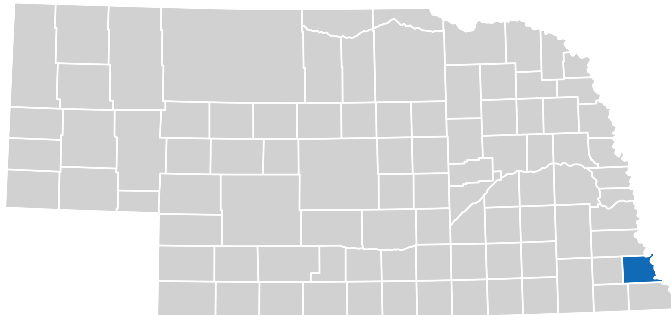
COUNTY: **NEMAHA**

TOTAL POPULATION¹

7,064

POPULATION OF CHILDREN²

1,948



HEALTH



3.1%

CHILDREN
UNINSURED³

24.9%

CHILDREN ENROLLED IN
PUBLIC HEALTH INSURANCE⁴



ECONOMIC STABILITY

25.8%

CHILDREN IN
LOW-INCOME
FAMILIES⁵

11.7%

HOUSEHOLDS
WITH CHILDREN
IN POVERTY⁶

4.5%

CHILDREN
OF COLOR IN
POVERTY⁷

12.6%

HOUSEHOLDS
WITH CHILDREN
ENROLLED IN
SNAP BENEFITS⁸

78.1%

FAMILIES WITH
CHILDREN WHO
OWN THEIR HOME⁹

CHILD WELFARE & JUVENILE JUSTICE



7.7

RATE OF CHILD
WELFARE SYSTEM
INVOLVEMENT [PER
1000]¹⁰

1.5

RATE OF NON-COURT
CHILD WELFARE SYSTEM
INVOLVEMENT [PER
1000]¹¹

6.7

RATE OF CHILDREN IN
OUT-OF-HOME CARE
[PER 1000]¹²

6.7

RATE OF YOUTH ON
PROBATION [PER 1000]¹³



EDUCATION

49.4%

OF 3RD GRADE CHILDREN
PROFICIENT IN ENGLISH
LANGUAGE ARTS¹⁴

98.6%

HIGH SCHOOLERS
GRADUATING IN
4-YEARS¹⁵

36.3%

OF CHILDREN ENROLLED IN FREE-
OR REDUCED-PRICE SCHOOL
MEALS¹⁶

1. U.S. Census Bureau, Annual County and Puerto Rico Municipio Resident Population Estimates by Selected Age Groups and Sex: April 1, 2020 to July 1, 2021.

2. U.S. Census Bureau, Annual County and Puerto Rico Municipio Resident Population Estimates by Selected Age Groups and Sex: April 1, 2020 to July 1, 2021.

3. U.S. Census Bureau, 2021 American Community Survey 5-year estimates, Table B27001.

4. U.S. Census Bureau, 2021 American Community Survey 5-year estimates, Table B27003.

5. U.S. Census Bureau, 2021 American Community Survey 5-year estimates, Table B17024.

6. U.S. Census Bureau, 2021 American Community Survey 5-year estimates, Table B17010.

7. U.S. Census Bureau, 2021 American Community Survey 5-year estimates, Table B17001B-I.

8. U.S. Census Bureau, 2021 American Community Survey 5-year estimates, Table S2201.

9. U.S. Census Bureau, 2021 American Community Survey 5-year estimates, Table B25115.

10 - 12. DHHS; U.S. Census Bureau, Resident Population Estimates.

13. Nebraska Administrative Office of the Courts & Probation.

14. Nebraska Department of Education, 2020/21 School Year.

15. Nebraska Department of Education, 2021 Cohort.

16. Nebraska Department of Education, 2020/2021 School Year.

2021 COUNTY DATA FACT SHEET



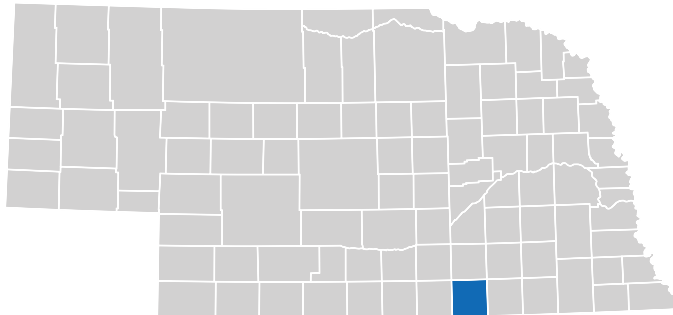
COUNTY: **NUCKOLLS**

TOTAL POPULATION¹

4,060

POPULATION OF CHILDREN²

896



HEALTH



15.4%

CHILDREN
UNINSURED³

23.8%

CHILDREN ENROLLED IN
PUBLIC HEALTH INSURANCE⁴



ECONOMIC STABILITY

25.3%

CHILDREN IN
LOW-INCOME
FAMILIES⁵

9.1%

HOUSEHOLDS
WITH CHILDREN
IN POVERTY⁶

N/A

CHILDREN
OF COLOR IN
POVERTY⁷

9.5%

HOUSEHOLDS
WITH CHILDREN
ENROLLED IN
SNAP BENEFITS⁸

81.3%

FAMILIES WITH
CHILDREN WHO
OWN THEIR HOME⁹

CHILD WELFARE & JUVENILE JUSTICE



20.1

RATE OF CHILD
WELFARE SYSTEM
INVOLVEMENT [PER
1000]¹⁰

3.3

RATE OF CHILDREN IN
OUT-OF-HOME CARE
[PER 1000]¹²

11.2

RATE OF NON-COURT
CHILD WELFARE SYSTEM
INVOLVEMENT [PER
1000]¹¹

3.3

RATE OF YOUTH ON
PROBATION [PER 1000]¹³



EDUCATION

55.6%

OF 3RD GRADE CHILDREN
PROFICIENT IN ENGLISH
LANGUAGE ARTS¹⁴

93.2%

HIGH SCHOOLERS
GRADUATING IN
4-YEARS¹⁵

39.4%

OF CHILDREN ENROLLED IN FREE-
OR REDUCED-PRICE SCHOOL
MEALS¹⁶

1. U.S. Census Bureau, Annual County and Puerto Rico Municipio Resident Population Estimates by Selected Age Groups and Sex: April 1, 2020 to July 1, 2021.

2. U.S. Census Bureau, Annual County and Puerto Rico Municipio Resident Population Estimates by Selected Age Groups and Sex: April 1, 2020 to July 1, 2021.

3. U.S. Census Bureau, 2021 American Community Survey 5-year estimates, Table B27001.

4. U.S. Census Bureau, 2021 American Community Survey 5-year estimates, Table B27003.

5. U.S. Census Bureau, 2021 American Community Survey 5-year estimates, Table B17024.

6. U.S. Census Bureau, 2021 American Community Survey 5-year estimates, Table B17010.

7. U.S. Census Bureau, 2021 American Community Survey 5-year estimates, Table B17001B-I.

8. U.S. Census Bureau, 2021 American Community Survey 5-year estimates, Table S2201.

9. U.S. Census Bureau, 2021 American Community Survey 5-year estimates, Table B25115.

10-12. DHHS; U.S. Census Bureau, Resident Population Estimates.

13. Nebraska Administrative Office of the Courts & Probation.

14. Nebraska Department of Education, 2020/21 School Year.

15. Nebraska Department of Education, 2021 Cohort.

16. Nebraska Department of Education, 2020/2021 School Year.

2021 COUNTY DATA FACT SHEET



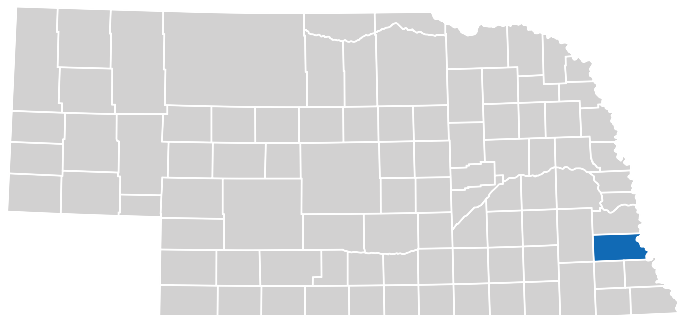
COUNTY: **OTOE**

TOTAL POPULATION¹

15,930

POPULATION OF CHILDREN²

4,152



HEALTH



0.6%

CHILDREN
UNINSURED³

30.2%

CHILDREN ENROLLED IN
PUBLIC HEALTH INSURANCE⁴



ECONOMIC STABILITY

28.3%

CHILDREN IN
LOW-INCOME
FAMILIES⁵

13.5%

HOUSEHOLDS
WITH CHILDREN
IN POVERTY⁶

55.3%

CHILDREN
OF COLOR IN
POVERTY⁷

16.9%

HOUSEHOLDS
WITH CHILDREN
ENROLLED IN
SNAP BENEFITS⁸

70.5%

FAMILIES WITH
CHILDREN WHO
OWN THEIR HOME⁹

CHILD WELFARE & JUVENILE JUSTICE



14.5

RATE OF CHILD
WELFARE SYSTEM
INVOLVEMENT [PER
1000]¹⁰

3.6

RATE OF NON-COURT
CHILD WELFARE SYSTEM
INVOLVEMENT [PER
1000]¹¹

10.6

RATE OF CHILDREN IN
OUT-OF-HOME CARE
[PER 1000]¹²

2.9

RATE OF YOUTH ON
PROBATION [PER 1000]¹³



EDUCATION

50.0%

OF 3RD GRADE CHILDREN
PROFICIENT IN ENGLISH
LANGUAGE ARTS¹⁴

88.0%

HIGH SCHOOLERS
GRADUATING IN
4-YEARS¹⁵

36.4%

OF CHILDREN ENROLLED IN FREE-
OR REDUCED-PRICE SCHOOL
MEALS¹⁶

1. U.S. Census Bureau, Annual County and Puerto Rico Municipio Resident Population Estimates by Selected Age Groups and Sex: April 1, 2020 to July 1, 2021.

2. U.S. Census Bureau, Annual County and Puerto Rico Municipio Resident Population Estimates by Selected Age Groups and Sex: April 1, 2020 to July 1, 2021.

3. U.S. Census Bureau, 2021 American Community Survey 5-year estimates, Table B27001.

4. U.S. Census Bureau, 2021 American Community Survey 5-year estimates, Table B27003.

5. U.S. Census Bureau, 2021 American Community Survey 5-year estimates, Table B17024.

6. U.S. Census Bureau, 2021 American Community Survey 5-year estimates, Table B17010.

7. U.S. Census Bureau, 2021 American Community Survey 5-year estimates, Table B17001B-I.

8. U.S. Census Bureau, 2021 American Community Survey 5-year estimates, Table S2201.

9. U.S. Census Bureau, 2021 American Community Survey 5-year estimates, Table B25115.

10 - 12. DHHS; U.S. Census Bureau, Resident Population Estimates.

13. Nebraska Administrative Office of the Courts & Probation.

14. Nebraska Department of Education, 2020/21 School Year.

15. Nebraska Department of Education, 2021 Cohort.

16. Nebraska Department of Education, 2020/2021 School Year.

2021 COUNTY DATA FACT SHEET



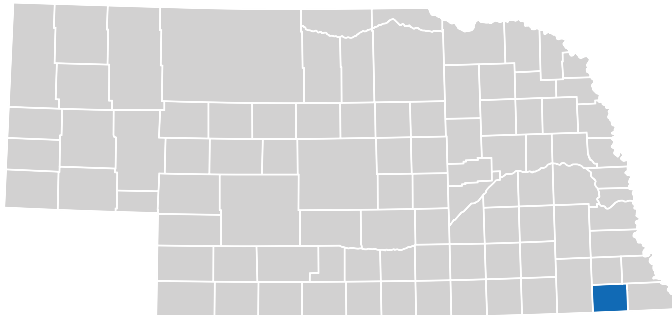
COUNTY: **PAWNEE**

TOTAL POPULATION¹

2,548

POPULATION OF CHILDREN²

618



HEALTH



15.2%

CHILDREN
UNINSURED³

29.0%

CHILDREN ENROLLED IN
PUBLIC HEALTH INSURANCE⁴



ECONOMIC STABILITY

39.3%

CHILDREN IN
LOW-INCOME
FAMILIES⁵

17.2%

HOUSEHOLDS
WITH CHILDREN
IN POVERTY⁶

27.9%

CHILDREN
OF COLOR IN
POVERTY⁷

10.0%

HOUSEHOLDS
WITH CHILDREN
ENROLLED IN
SNAP BENEFITS⁸

75.4%

FAMILIES WITH
CHILDREN WHO
OWN THEIR HOME⁹

CHILD WELFARE & JUVENILE JUSTICE



17.8

RATE OF CHILD
WELFARE SYSTEM
INVOLVEMENT [PER
1000]¹⁰

4.9

RATE OF NON-COURT
CHILD WELFARE SYSTEM
INVOLVEMENT [PER
1000]¹¹

11.3

RATE OF CHILDREN IN
OUT-OF-HOME CARE
[PER 1000]¹²

9.7

RATE OF YOUTH ON
PROBATION [PER 1000]¹³



EDUCATION

46.2%

OF 3RD GRADE CHILDREN
PROFICIENT IN ENGLISH
LANGUAGE ARTS¹⁴

100%

HIGH SCHOOLERS
GRADUATING IN
4-YEARS¹⁵

57.3%

OF CHILDREN ENROLLED IN FREE-
OR REDUCED-PRICE SCHOOL
MEALS¹⁶

1. U.S. Census Bureau, Annual County and Puerto Rico Municipio Resident Population Estimates by Selected Age Groups and Sex: April 1, 2020 to July 1, 2021.

2. U.S. Census Bureau, Annual County and Puerto Rico Municipio Resident Population Estimates by Selected Age Groups and Sex: April 1, 2020 to July 1, 2021.

3. U.S. Census Bureau, 2021 American Community Survey 5-year estimates, Table B27001.

4. U.S. Census Bureau, 2021 American Community Survey 5-year estimates, Table B27003.

5. U.S. Census Bureau, 2021 American Community Survey 5-year estimates, Table B17024.

6. U.S. Census Bureau, 2021 American Community Survey 5-year estimates, Table B17010.

7. U.S. Census Bureau, 2021 American Community Survey 5-year estimates, Table B17001B-I.

8. U.S. Census Bureau, 2021 American Community Survey 5-year estimates, Table S2201.

9. U.S. Census Bureau, 2021 American Community Survey 5-year estimates, Table B25115.

10 - 12. DHHS; U.S. Census Bureau, Resident Population Estimates.

13. Nebraska Administrative Office of the Courts & Probation.

14. Nebraska Department of Education, 2020/21 School Year.

15. Nebraska Department of Education, 2021 Cohort.

16. Nebraska Department of Education, 2020/2021 School Year.

2021 COUNTY DATA FACT SHEET



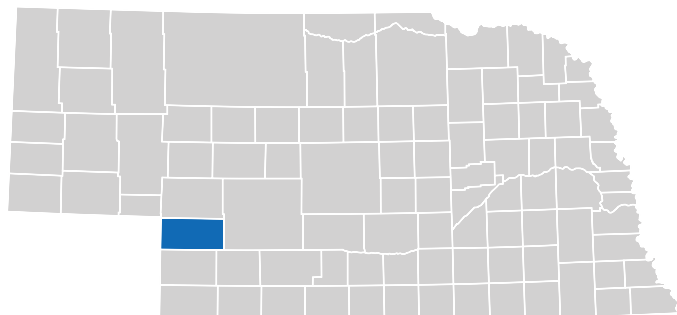
COUNTY: **PERKINS**

TOTAL POPULATION¹

2,832

POPULATION OF CHILDREN²

741



HEALTH



4.0%

CHILDREN
UNINSURED³

21.8%

CHILDREN ENROLLED IN
PUBLIC HEALTH INSURANCE⁴



ECONOMIC STABILITY

17.0%

CHILDREN IN
LOW-INCOME
FAMILIES⁵

6.8%

HOUSEHOLDS
WITH CHILDREN
IN POVERTY⁶

N/A

CHILDREN
OF COLOR IN
POVERTY⁷

1.4%

HOUSEHOLDS
WITH CHILDREN
ENROLLED IN
SNAP BENEFITS⁸

80.4%

FAMILIES WITH
CHILDREN WHO
OWN THEIR HOME⁹

CHILD WELFARE & JUVENILE JUSTICE



18.9

RATE OF CHILD
WELFARE SYSTEM
INVOLVEMENT [PER
1000]¹⁰

4.0

RATE OF CHILDREN IN
OUT-OF-HOME CARE
[PER 1000]¹²

12.1

RATE OF NON-COURT
CHILD WELFARE SYSTEM
INVOLVEMENT [PER
1000]¹¹

14.8

RATE OF YOUTH ON
PROBATION [PER 1000]¹³



EDUCATION

55.6%

OF 3RD GRADE CHILDREN
PROFICIENT IN ENGLISH
LANGUAGE ARTS¹⁴

27.8%

OF CHILDREN ENROLLED IN FREE-
OR REDUCED-PRICE SCHOOL
MEALS¹⁶

95.7%

HIGH SCHOOLERS
GRADUATING IN
4-YEARS¹⁵

1. U.S. Census Bureau, Annual County and Puerto Rico Municipio Resident Population Estimates by Selected Age Groups and Sex: April 1, 2020 to July 1, 2021.
2. U.S. Census Bureau, Annual County and Puerto Rico Municipio Resident Population Estimates by Selected Age Groups and Sex: April 1, 2020 to July 1, 2021.
3. U.S. Census Bureau, 2021 American Community Survey 5-year estimates, Table B27001.
4. U.S. Census Bureau, 2021 American Community Survey 5-year estimates, Table B27003.
5. U.S. Census Bureau, 2021 American Community Survey 5-year estimates, Table B17024.
6. U.S. Census Bureau, 2021 American Community Survey 5-year estimates, Table B17010.

7. U.S. Census Bureau, 2021 American Community Survey 5-year estimates, Table B17001B-I.
8. U.S. Census Bureau, 2021 American Community Survey 5-year estimates, Table S2201.
9. U.S. Census Bureau, 2021 American Community Survey 5-year estimates, Table B25115.
10 - 12. DHHS; U.S. Census Bureau, Resident Population Estimates.
13. Nebraska Administrative Office of the Courts & Probation.
14. Nebraska Department of Education, 2020/21 School Year.
15. Nebraska Department of Education, 2021 Cohort.
16. Nebraska Department of Education, 2020/2021 School Year.

2021 COUNTY DATA FACT SHEET



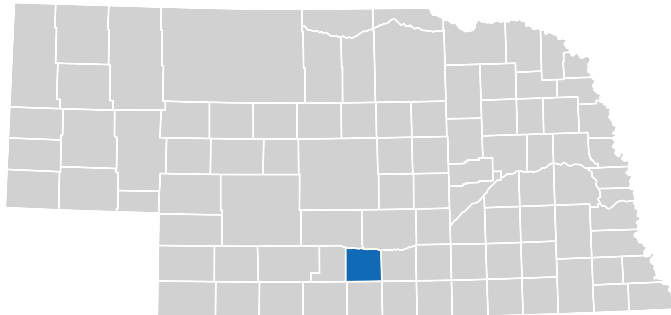
COUNTY: **PHELPS**

TOTAL POPULATION¹

8,937

POPULATION OF CHILDREN²

2,378



HEALTH



5.6%

CHILDREN
UNINSURED³

25.0%

CHILDREN ENROLLED IN
PUBLIC HEALTH INSURANCE⁴



ECONOMIC STABILITY

19.3%

CHILDREN IN
LOW-INCOME
FAMILIES⁵

19.4%

HOUSEHOLDS
WITH CHILDREN
IN POVERTY⁶

62.8%

CHILDREN
OF COLOR IN
POVERTY⁷

14.2%

HOUSEHOLDS
WITH CHILDREN
ENROLLED IN
SNAP BENEFITS⁸

69.3%

FAMILIES WITH
CHILDREN WHO
OWN THEIR HOME⁹

CHILD WELFARE & JUVENILE JUSTICE



19.3

RATE OF CHILD
WELFARE SYSTEM
INVOLVEMENT [PER
1000]¹⁰

2.5

RATE OF NON-COURT
CHILD WELFARE SYSTEM
INVOLVEMENT [PER
1000]¹¹

14.7

RATE OF CHILDREN IN
OUT-OF-HOME CARE
[PER 1000]¹²

7.1

RATE OF YOUTH ON
PROBATION [PER 1000]¹³



EDUCATION

53.4%

OF 3RD GRADE CHILDREN
PROFICIENT IN ENGLISH
LANGUAGE ARTS¹⁴

94.6%

HIGH SCHOOLERS
GRADUATING IN
4-YEARS¹⁵

39.4%

OF CHILDREN ENROLLED IN FREE-
OR REDUCED-PRICE SCHOOL
MEALS¹⁶

1. U.S. Census Bureau, Annual County and Puerto Rico Municipio Resident Population Estimates by Selected Age Groups and Sex: April 1, 2020 to July 1, 2021.

2. U.S. Census Bureau, Annual County and Puerto Rico Municipio Resident Population Estimates by Selected Age Groups and Sex: April 1, 2020 to July 1, 2021.

3. U.S. Census Bureau, 2021 American Community Survey 5-year estimates, Table B27001.

4. U.S. Census Bureau, 2021 American Community Survey 5-year estimates, Table B27003.

5. U.S. Census Bureau, 2021 American Community Survey 5-year estimates, Table B17024.

6. U.S. Census Bureau, 2021 American Community Survey 5-year estimates, Table B17010.

7. U.S. Census Bureau, 2021 American Community Survey 5-year estimates, Table B17001B-I.

8. U.S. Census Bureau, 2021 American Community Survey 5-year estimates, Table S2201.

9. U.S. Census Bureau, 2021 American Community Survey 5-year estimates, Table B25115.

10 - 12. DHHS; U.S. Census Bureau, Resident Population Estimates.

13. Nebraska Administrative Office of the Courts & Probation.

14. Nebraska Department of Education, 2020/21 School Year.

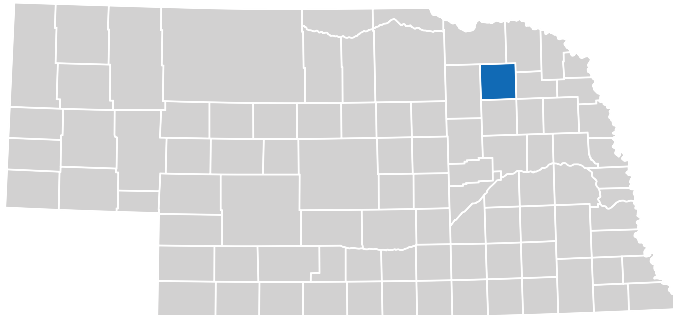
15. Nebraska Department of Education, 2021 Cohort.

16. Nebraska Department of Education, 2020/2021 School Year.

2021 COUNTY DATA FACT SHEET



COUNTY: **PIERCE**



TOTAL POPULATION¹

7,313

POPULATION OF CHILDREN²

2,030

HEALTH



1.3%

CHILDREN
UNINSURED³

21.7%

CHILDREN ENROLLED IN
PUBLIC HEALTH INSURANCE⁴



ECONOMIC STABILITY

15.7%

CHILDREN IN
LOW-INCOME
FAMILIES⁵

9.2%

HOUSEHOLDS
WITH CHILDREN
IN POVERTY⁶

1.9%

CHILDREN
OF COLOR IN
POVERTY⁷

19.0%

HOUSEHOLDS
WITH CHILDREN
ENROLLED IN
SNAP BENEFITS⁸

72.7%

FAMILIES WITH
CHILDREN WHO
OWN THEIR HOME⁹

CHILD WELFARE & JUVENILE JUSTICE



6.4

RATE OF CHILD
WELFARE SYSTEM
INVOLVEMENT [PER
1000]¹⁰

1.5

RATE OF NON-COURT
CHILD WELFARE SYSTEM
INVOLVEMENT [PER
1000]¹¹

3.9

RATE OF CHILDREN IN
OUT-OF-HOME CARE
[PER 1000]¹²

3.9

RATE OF YOUTH ON
PROBATION [PER 1000]¹³



EDUCATION

56.3%

OF 3RD GRADE CHILDREN
PROFICIENT IN ENGLISH
LANGUAGE ARTS¹⁴

90.6%

HIGH SCHOOLERS
GRADUATING IN
4-YEARS¹⁵

31.3%

OF CHILDREN ENROLLED IN FREE-
OR REDUCED-PRICE SCHOOL
MEALS¹⁶

1. U.S. Census Bureau, Annual County and Puerto Rico Municipio Resident Population Estimates by Selected Age Groups and Sex: April 1, 2020 to July 1, 2021.

2. U.S. Census Bureau, Annual County and Puerto Rico Municipio Resident Population Estimates by Selected Age Groups and Sex: April 1, 2020 to July 1, 2021.

3. U.S. Census Bureau, 2021 American Community Survey 5-year estimates, Table B27001.

4. U.S. Census Bureau, 2021 American Community Survey 5-year estimates, Table B27003.

5. U.S. Census Bureau, 2021 American Community Survey 5-year estimates, Table B17024.

6. U.S. Census Bureau, 2021 American Community Survey 5-year estimates, Table B17010.

7. U.S. Census Bureau, 2021 American Community Survey 5-year estimates, Table B17001B-I.

8. U.S. Census Bureau, 2021 American Community Survey 5-year estimates, Table S2201.

9. U.S. Census Bureau, 2021 American Community Survey 5-year estimates, Table B25115.

10 - 12. DHHS; U.S. Census Bureau, Resident Population Estimates.

13. Nebraska Administrative Office of the Courts & Probation.

14. Nebraska Department of Education, 2020/21 School Year.

15. Nebraska Department of Education, 2021 Cohort.

16. Nebraska Department of Education, 2020/2021 School Year.

2021 COUNTY DATA FACT SHEET



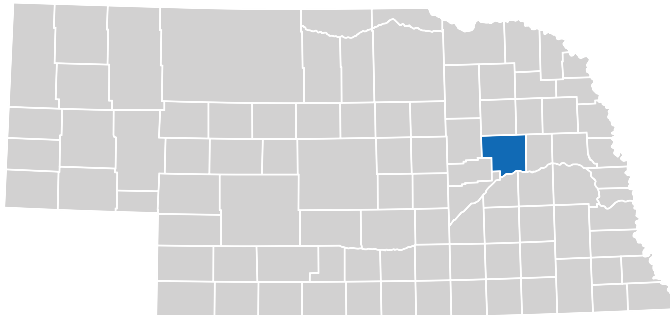
COUNTY: **PLATTE**

TOTAL POPULATION¹

34,241

POPULATION OF CHILDREN²

9,850



HEALTH



9.0%

CHILDREN
UNINSURED³

27.0%

CHILDREN ENROLLED IN
PUBLIC HEALTH INSURANCE⁴



ECONOMIC STABILITY

17.7%

CHILDREN IN
LOW-INCOME
FAMILIES⁵

7.5%

HOUSEHOLDS
WITH CHILDREN
IN POVERTY⁶

19.2%

CHILDREN
OF COLOR IN
POVERTY⁷

9.2%

HOUSEHOLDS
WITH CHILDREN
ENROLLED IN
SNAP BENEFITS⁸

75.2%

FAMILIES WITH
CHILDREN WHO
OWN THEIR HOME⁹

CHILD WELFARE & JUVENILE JUSTICE



13.3

RATE OF CHILD
WELFARE SYSTEM
INVOLVEMENT [PER
1000]¹⁰

5.2

RATE OF NON-COURT
CHILD WELFARE SYSTEM
INVOLVEMENT [PER
1000]¹¹

6.6

RATE OF CHILDREN IN
OUT-OF-HOME CARE
[PER 1000]¹²

6.8

RATE OF YOUTH ON
PROBATION [PER 1000]¹³



EDUCATION

43.5%

OF 3RD GRADE CHILDREN
PROFICIENT IN ENGLISH
LANGUAGE ARTS¹⁴

85.7%

HIGH SCHOOLERS
GRADUATING IN
4-YEARS¹⁵

37.1%

OF CHILDREN ENROLLED IN FREE-
OR REDUCED-PRICE SCHOOL
MEALS¹⁶

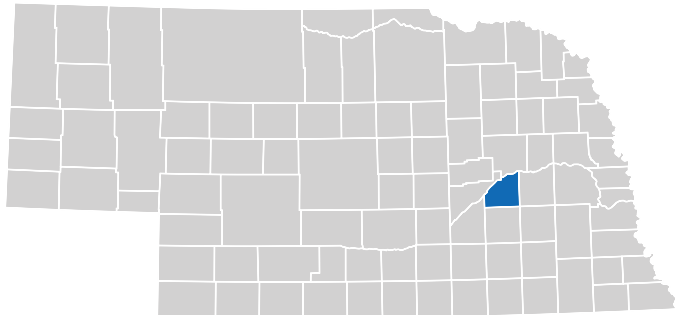
1. U.S. Census Bureau, Annual County and Puerto Rico Municipio Resident Population Estimates by Selected Age Groups and Sex: April 1, 2020 to July 1, 2021.
2. U.S. Census Bureau, Annual County and Puerto Rico Municipio Resident Population Estimates by Selected Age Groups and Sex: April 1, 2020 to July 1, 2021.
3. U.S. Census Bureau, 2021 American Community Survey 5-year estimates, Table B27001.
4. U.S. Census Bureau, 2021 American Community Survey 5-year estimates, Table B27003.
5. U.S. Census Bureau, 2021 American Community Survey 5-year estimates, Table B17024.
6. U.S. Census Bureau, 2021 American Community Survey 5-year estimates, Table B17010.

7. U.S. Census Bureau, 2021 American Community Survey 5-year estimates, Table B17001B-I.
8. U.S. Census Bureau, 2021 American Community Survey 5-year estimates, Table S2201.
9. U.S. Census Bureau, 2021 American Community Survey 5-year estimates, Table B25115.
10 - 12. DHHS; U.S. Census Bureau, Resident Population Estimates.
13. Nebraska Administrative Office of the Courts & Probation.
14. Nebraska Department of Education, 2020/21 School Year.
15. Nebraska Department of Education, 2021 Cohort.
16. Nebraska Department of Education, 2020/2021 School Year.

2021 COUNTY DATA FACT SHEET



COUNTY: **POLK**



TOTAL POPULATION¹

5,174

POPULATION OF CHILDREN²

1,281

HEALTH



13.8%

CHILDREN
UNINSURED³

23.1%

CHILDREN ENROLLED IN
PUBLIC HEALTH INSURANCE⁴



ECONOMIC STABILITY

18.2%

CHILDREN IN
LOW-INCOME
FAMILIES⁵

9.6%

HOUSEHOLDS
WITH CHILDREN
IN POVERTY⁶

13.0%

CHILDREN
OF COLOR IN
POVERTY⁷

9.9%

HOUSEHOLDS
WITH CHILDREN
ENROLLED IN
SNAP BENEFITS⁸

81.9%

FAMILIES WITH
CHILDREN WHO
OWN THEIR HOME⁹

CHILD WELFARE & JUVENILE JUSTICE



17.2

RATE OF CHILD
WELFARE SYSTEM
INVOLVEMENT [PER
1000]¹⁰

10.1

RATE OF NON-COURT
CHILD WELFARE SYSTEM
INVOLVEMENT [PER
1000]¹¹

2.3

RATE OF CHILDREN IN
OUT-OF-HOME CARE
[PER 1000]¹²

3.9

RATE OF YOUTH ON
PROBATION [PER 1000]¹³



EDUCATION

60.0%

OF 3RD GRADE CHILDREN
PROFICIENT IN ENGLISH
LANGUAGE ARTS¹⁴

91.9%

HIGH SCHOOLERS
GRADUATING IN
4-YEARS¹⁵

38.0%

OF CHILDREN ENROLLED IN FREE-
OR REDUCED-PRICE SCHOOL
MEALS¹⁶

1. U.S. Census Bureau, Annual County and Puerto Rico Municipio Resident Population Estimates by Selected Age Groups and Sex: April 1, 2020 to July 1, 2021.

2. U.S. Census Bureau, Annual County and Puerto Rico Municipio Resident Population Estimates by Selected Age Groups and Sex: April 1, 2020 to July 1, 2021.

3. U.S. Census Bureau, 2021 American Community Survey 5-year estimates, Table B27001.

4. U.S. Census Bureau, 2021 American Community Survey 5-year estimates, Table B27003.

5. U.S. Census Bureau, 2021 American Community Survey 5-year estimates, Table B17024.

6. U.S. Census Bureau, 2021 American Community Survey 5-year estimates, Table B17010.

7. U.S. Census Bureau, 2021 American Community Survey 5-year estimates, Table B17001B-I.

8. U.S. Census Bureau, 2021 American Community Survey 5-year estimates, Table S2201.

9. U.S. Census Bureau, 2021 American Community Survey 5-year estimates, Table B25115.

10-12. DHHS; U.S. Census Bureau, Resident Population Estimates.

13. Nebraska Administrative Office of the Courts & Probation.

14. Nebraska Department of Education, 2020/21 School Year.

15. Nebraska Department of Education, 2021 Cohort.

16. Nebraska Department of Education, 2020/2021 School Year.

2021 COUNTY DATA FACT SHEET



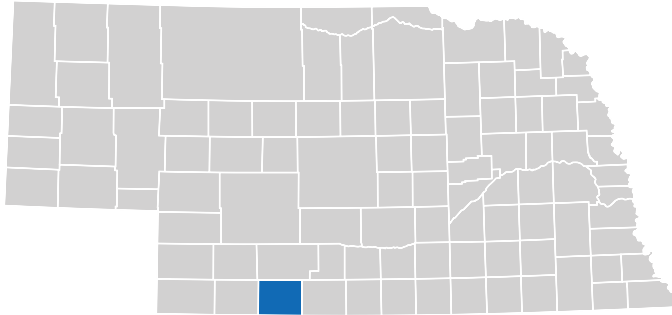
COUNTY: **RED WILLOW**

TOTAL POPULATION¹

10,623

POPULATION OF CHILDREN²

2,688



HEALTH



10.3%

CHILDREN
UNINSURED³

22.7%

CHILDREN ENROLLED IN
PUBLIC HEALTH INSURANCE⁴



ECONOMIC STABILITY

22.2%

CHILDREN IN
LOW-INCOME
FAMILIES⁵

16.1%

HOUSEHOLDS
WITH CHILDREN
IN POVERTY⁶

7.3%

CHILDREN
OF COLOR IN
POVERTY⁷

14.9%

HOUSEHOLDS
WITH CHILDREN
ENROLLED IN
SNAP BENEFITS⁸

63.9%

FAMILIES WITH
CHILDREN WHO
OWN THEIR HOME⁹

CHILD WELFARE & JUVENILE JUSTICE



12.3

RATE OF CHILD
WELFARE SYSTEM
INVOLVEMENT [PER
1000]¹⁰

4.1

RATE OF NON-COURT
CHILD WELFARE SYSTEM
INVOLVEMENT [PER
1000]¹¹

6.3

RATE OF CHILDREN IN
OUT-OF-HOME CARE
[PER 1000]¹²

24.9

RATE OF YOUTH ON
PROBATION [PER 1000]¹³



EDUCATION

55.7%

OF 3RD GRADE CHILDREN
PROFICIENT IN ENGLISH
LANGUAGE ARTS¹⁴

95.0%

HIGH SCHOOLERS
GRADUATING IN
4-YEARS¹⁵

41.3%

OF CHILDREN ENROLLED IN FREE-
OR REDUCED-PRICE SCHOOL
MEALS¹⁶

1. U.S. Census Bureau, Annual County and Puerto Rico Municipio Resident Population Estimates by Selected Age Groups and Sex: April 1, 2020 to July 1, 2021.

2. U.S. Census Bureau, Annual County and Puerto Rico Municipio Resident Population Estimates by Selected Age Groups and Sex: April 1, 2020 to July 1, 2021.

3. U.S. Census Bureau, 2021 American Community Survey 5-year estimates, Table B27001.

4. U.S. Census Bureau, 2021 American Community Survey 5-year estimates, Table B27003.

5. U.S. Census Bureau, 2021 American Community Survey 5-year estimates, Table B17024.

6. U.S. Census Bureau, 2021 American Community Survey 5-year estimates, Table B17010.

7. U.S. Census Bureau, 2021 American Community Survey 5-year estimates, Table B17001B-I.

8. U.S. Census Bureau, 2021 American Community Survey 5-year estimates, Table S2201.

9. U.S. Census Bureau, 2021 American Community Survey 5-year estimates, Table B25115.

10 - 12. DHHS; U.S. Census Bureau, Resident Population Estimates.

13. Nebraska Administrative Office of the Courts & Probation.

14. Nebraska Department of Education, 2020/21 School Year.

15. Nebraska Department of Education, 2021 Cohort.

16. Nebraska Department of Education, 2020/2021 School Year.

2021 COUNTY DATA FACT SHEET



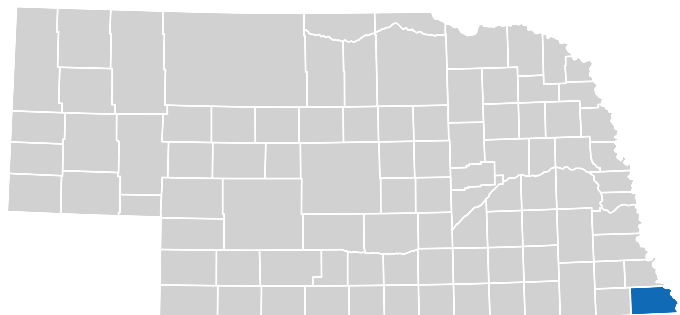
COUNTY: **RICHARDSON**

TOTAL POPULATION¹

7,759

POPULATION OF CHILDREN²

1,869



HEALTH



4.7%

CHILDREN
UNINSURED³

26.9%

CHILDREN ENROLLED IN
PUBLIC HEALTH INSURANCE⁴



ECONOMIC STABILITY

26.5%

CHILDREN IN
LOW-INCOME
FAMILIES⁵

13.9%

HOUSEHOLDS
WITH CHILDREN
IN POVERTY⁶

13.0%

CHILDREN
OF COLOR IN
POVERTY⁷

15.5%

HOUSEHOLDS
WITH CHILDREN
ENROLLED IN
SNAP BENEFITS⁸

66.4%

FAMILIES WITH
CHILDREN WHO
OWN THEIR HOME⁹

CHILD WELFARE & JUVENILE JUSTICE



18.2

RATE OF CHILD
WELFARE SYSTEM
INVOLVEMENT [PER
1000]¹⁰

4.8

RATE OF NON-COURT
CHILD WELFARE SYSTEM
INVOLVEMENT [PER
1000]¹¹

11.2

RATE OF CHILDREN IN
OUT-OF-HOME CARE
[PER 1000]¹²

5.4

RATE OF YOUTH ON
PROBATION [PER 1000]¹³



EDUCATION

34.9%

OF 3RD GRADE CHILDREN
PROFICIENT IN ENGLISH
LANGUAGE ARTS¹⁴

93.5%

HIGH SCHOOLERS
GRADUATING IN
4-YEARS¹⁵

46.6%

OF CHILDREN ENROLLED IN FREE-
OR REDUCED-PRICE SCHOOL
MEALS¹⁶

1. U.S. Census Bureau, Annual County and Puerto Rico Municipio Resident Population Estimates by Selected Age Groups and Sex: April 1, 2020 to July 1, 2021.

2. U.S. Census Bureau, Annual County and Puerto Rico Municipio Resident Population Estimates by Selected Age Groups and Sex: April 1, 2020 to July 1, 2021.

3. U.S. Census Bureau, 2021 American Community Survey 5-year estimates, Table B27001.

4. U.S. Census Bureau, 2021 American Community Survey 5-year estimates, Table B27003.

5. U.S. Census Bureau, 2021 American Community Survey 5-year estimates, Table B17024.

6. U.S. Census Bureau, 2021 American Community Survey 5-year estimates, Table B17010.

7. U.S. Census Bureau, 2021 American Community Survey 5-year estimates, Table B17001B-I.

8. U.S. Census Bureau, 2021 American Community Survey 5-year estimates, Table S2201.

9. U.S. Census Bureau, 2021 American Community Survey 5-year estimates, Table B25115.

10 - 12. DHHS; U.S. Census Bureau, Resident Population Estimates.

13. Nebraska Administrative Office of the Courts & Probation.

14. Nebraska Department of Education, 2020/21 School Year.

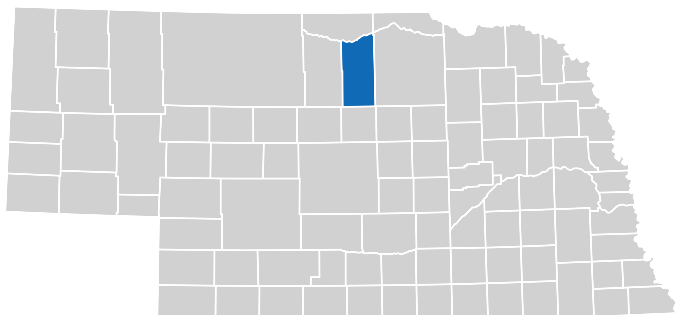
15. Nebraska Department of Education, 2021 Cohort.

16. Nebraska Department of Education, 2020/2021 School Year.

2021 COUNTY DATA FACT SHEET



COUNTY: **Rock**



TOTAL POPULATION¹

1,264

POPULATION OF CHILDREN²

310

HEALTH



11.8%

CHILDREN
UNINSURED³

24.9%

CHILDREN ENROLLED IN
PUBLIC HEALTH INSURANCE⁴



ECONOMIC STABILITY

31.3%

CHILDREN IN
LOW-INCOME
FAMILIES⁵

14.6%

HOUSEHOLDS
WITH CHILDREN
IN POVERTY⁶

N/A

CHILDREN
OF COLOR IN
POVERTY⁷

6.1%

HOUSEHOLDS
WITH CHILDREN
ENROLLED IN
SNAP BENEFITS⁸

64.9%

FAMILIES WITH
CHILDREN WHO
OWN THEIR HOME⁹

CHILD WELFARE & JUVENILE JUSTICE



9.7

RATE OF CHILD
WELFARE SYSTEM
INVOLVEMENT [PER
1000]¹⁰

N/A

RATE OF NON-COURT
CHILD WELFARE SYSTEM
INVOLVEMENT [PER
1000]¹¹

9.7

RATE OF CHILDREN IN
OUT-OF-HOME CARE
[PER 1000]¹²

12.9

RATE OF YOUTH ON
PROBATION [PER 1000]¹³



EDUCATION

***+
X%**

OF 3RD GRADE CHILDREN
PROFICIENT IN ENGLISH
LANGUAGE ARTS¹⁴

**+
X%**

100%

HIGH SCHOOLERS
GRADUATING IN
4-YEARS¹⁵

46.2%

OF CHILDREN ENROLLED IN FREE-
OR REDUCED-PRICE SCHOOL
MEALS¹⁶

1. U.S. Census Bureau, Annual County and Puerto Rico Municipio Resident Population Estimates by Selected Age Groups and Sex: April 1, 2020 to July 1, 2021.

2. U.S. Census Bureau, Annual County and Puerto Rico Municipio Resident Population Estimates by Selected Age Groups and Sex: April 1, 2020 to July 1, 2021.

3. U.S. Census Bureau, 2021 American Community Survey 5-year estimates, Table B27001.

4. U.S. Census Bureau, 2021 American Community Survey 5-year estimates, Table B27003.

5. U.S. Census Bureau, 2021 American Community Survey 5-year estimates, Table B17024.

6. U.S. Census Bureau, 2021 American Community Survey 5-year estimates, Table B17010.

7. U.S. Census Bureau, 2021 American Community Survey 5-year estimates, Table B17001B-I.

8. U.S. Census Bureau, 2021 American Community Survey 5-year estimates, Table S2201.

9. U.S. Census Bureau, 2021 American Community Survey 5-year estimates, Table B25115.

10 - 12. DHHS; U.S. Census Bureau, Resident Population Estimates.

13. Nebraska Administrative Office of the Courts & Probation.

14. Nebraska Department of Education, 2020/21 School Year.

15. Nebraska Department of Education, 2021 Cohort.

16. Nebraska Department of Education, 2020/2021 School Year.

2021 COUNTY DATA FACT SHEET



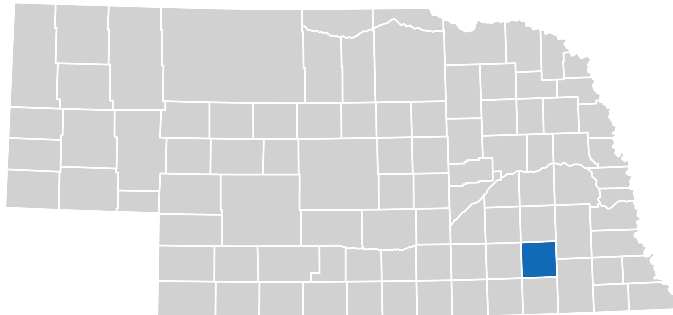
COUNTY: **SALINE**

TOTAL POPULATION¹

14,192

POPULATION OF CHILDREN²

4,318



HEALTH



12.3%

CHILDREN
UNINSURED³

25.7%

CHILDREN ENROLLED IN
PUBLIC HEALTH INSURANCE⁴



ECONOMIC STABILITY

34.7%

CHILDREN IN
LOW-INCOME
FAMILIES⁵

16.4%

HOUSEHOLDS
WITH CHILDREN
IN POVERTY⁶

25.9%

CHILDREN
OF COLOR IN
POVERTY⁷

11.6%

HOUSEHOLDS
WITH CHILDREN
ENROLLED IN
SNAP BENEFITS⁸

76.7%

FAMILIES WITH
CHILDREN WHO
OWN THEIR HOME⁹

CHILD WELFARE & JUVENILE JUSTICE



N/A

RATE OF CHILD
WELFARE SYSTEM
INVOLVEMENT [PER
1000]¹⁰

5.3

RATE OF CHILDREN IN
OUT-OF-HOME CARE
[PER 1000]¹²

5.8

RATE OF NON-COURT
CHILD WELFARE SYSTEM
INVOLVEMENT [PER
1000]¹¹

4.4

RATE OF YOUTH ON
PROBATION [PER 1000]¹³



EDUCATION

49.3%

OF 3RD GRADE CHILDREN
PROFICIENT IN ENGLISH
LANGUAGE ARTS¹⁴

83.9%

HIGH SCHOOLERS
GRADUATING IN
4-YEARS¹⁵

52.7%

OF CHILDREN ENROLLED IN FREE-
OR REDUCED-PRICE SCHOOL
MEALS¹⁶

1. U.S. Census Bureau, Annual County and Puerto Rico Municipio Resident Population Estimates by Selected Age Groups and Sex: April 1, 2020 to July 1, 2021.

2. U.S. Census Bureau, Annual County and Puerto Rico Municipio Resident Population Estimates by Selected Age Groups and Sex: April 1, 2020 to July 1, 2021.

3. U.S. Census Bureau, 2021 American Community Survey 5-year estimates, Table B27001.

4. U.S. Census Bureau, 2021 American Community Survey 5-year estimates, Table B27003.

5. U.S. Census Bureau, 2021 American Community Survey 5-year estimates, Table B17024.

6. U.S. Census Bureau, 2021 American Community Survey 5-year estimates, Table B17010.

7. U.S. Census Bureau, 2021 American Community Survey 5-year estimates, Table B17001B-I.

8. U.S. Census Bureau, 2021 American Community Survey 5-year estimates, Table S2201.

9. U.S. Census Bureau, 2021 American Community Survey 5-year estimates, Table B25115.

10 - 12. DHHS; U.S. Census Bureau, Resident Population Estimates.

13. Nebraska Administrative Office of the Courts & Probation.

14. Nebraska Department of Education, 2020/21 School Year.

15. Nebraska Department of Education, 2021 Cohort.

16. Nebraska Department of Education, 2020/2021 School Year.

2021 COUNTY DATA FACT SHEET



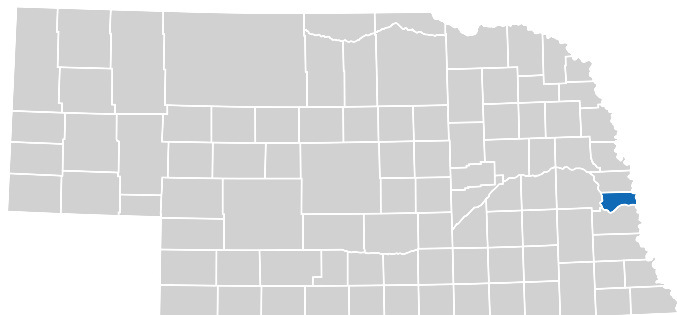
COUNTY: **SARPY**

TOTAL POPULATION¹

193,418

POPULATION OF CHILDREN²

56,372



HEALTH



3.2%

CHILDREN
UNINSURED³

17.9%

CHILDREN ENROLLED IN
PUBLIC HEALTH INSURANCE⁴



ECONOMIC STABILITY

11.1%

CHILDREN IN
LOW-INCOME
FAMILIES⁵

5.8%

HOUSEHOLDS
WITH CHILDREN
IN POVERTY⁶

11.6%

CHILDREN
OF COLOR IN
POVERTY⁷

8.8%

HOUSEHOLDS
WITH CHILDREN
ENROLLED IN
SNAP BENEFITS⁸

75.7%

FAMILIES WITH
CHILDREN WHO
OWN THEIR HOME⁹

CHILD WELFARE & JUVENILE JUSTICE



N/A

RATE OF CHILD
WELFARE SYSTEM
INVOLVEMENT [PER
1000]¹⁰

4.1

RATE OF CHILDREN IN
OUT-OF-HOME CARE
[PER 1000]¹²

2.5

RATE OF NON-COURT
CHILD WELFARE SYSTEM
INVOLVEMENT [PER
1000]¹¹

3.7

RATE OF YOUTH ON
PROBATION [PER 1000]¹³



EDUCATION

54.6%

OF 3RD GRADE CHILDREN
PROFICIENT IN ENGLISH
LANGUAGE ARTS¹⁴

94.2%

HIGH SCHOOLERS
GRADUATING IN
4-YEARS¹⁵

26.1%

OF CHILDREN ENROLLED IN FREE-
OR REDUCED-PRICE SCHOOL
MEALS¹⁶

1. U.S. Census Bureau, Annual County and Puerto Rico Municipio Resident Population Estimates by Selected Age Groups and Sex: April 1, 2020 to July 1, 2021.

2. U.S. Census Bureau, Annual County and Puerto Rico Municipio Resident Population Estimates by Selected Age Groups and Sex: April 1, 2020 to July 1, 2021.

3. U.S. Census Bureau, 2021 American Community Survey 5-year estimates, Table B27001.

4. U.S. Census Bureau, 2021 American Community Survey 5-year estimates, Table B27003.

5. U.S. Census Bureau, 2021 American Community Survey 5-year estimates, Table B17024.

6. U.S. Census Bureau, 2021 American Community Survey 5-year estimates, Table B17010.

7. U.S. Census Bureau, 2021 American Community Survey 5-year estimates, Table B17001B-I.

8. U.S. Census Bureau, 2021 American Community Survey 5-year estimates, Table S2201.

9. U.S. Census Bureau, 2021 American Community Survey 5-year estimates, Table B25115.

10 - 12. DHHS; U.S. Census Bureau, Resident Population Estimates.

13. Nebraska Administrative Office of the Courts & Probation.

14. Nebraska Department of Education, 2020/21 School Year.

15. Nebraska Department of Education, 2021 Cohort.

16. Nebraska Department of Education, 2020/2021 School Year.

2021 COUNTY DATA FACT SHEET



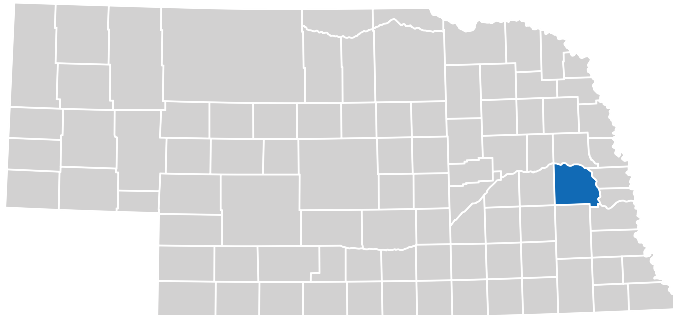
COUNTY: **SAUNDERS**

TOTAL POPULATION¹

22,787

POPULATION OF CHILDREN²

6,202



HEALTH



2.7%

CHILDREN
UNINSURED³

17.6%

CHILDREN ENROLLED IN
PUBLIC HEALTH INSURANCE⁴



ECONOMIC STABILITY

15.1%

CHILDREN IN
LOW-INCOME
FAMILIES⁵

5.5%

HOUSEHOLDS
WITH CHILDREN
IN POVERTY⁶

7.3%

CHILDREN
OF COLOR IN
POVERTY⁷

4.7%

HOUSEHOLDS
WITH CHILDREN
ENROLLED IN
SNAP BENEFITS⁸

80.8%

FAMILIES WITH
CHILDREN WHO
OWN THEIR HOME⁹

CHILD WELFARE & JUVENILE JUSTICE



N/A

RATE OF CHILD
WELFARE SYSTEM
INVOLVEMENT [PER
1000]¹⁰

8.5

RATE OF CHILDREN IN
OUT-OF-HOME CARE
[PER 1000]¹²

2.7

RATE OF NON-COURT
CHILD WELFARE SYSTEM
INVOLVEMENT [PER
1000]¹¹

2.6

RATE OF YOUTH ON
PROBATION [PER 1000]¹³



EDUCATION

58.5%

OF 3RD GRADE CHILDREN
PROFICIENT IN ENGLISH
LANGUAGE ARTS¹⁴

28.9%

OF CHILDREN ENROLLED IN FREE-
OR REDUCED-PRICE SCHOOL
MEALS¹⁶

95.9%

HIGH SCHOOLERS
GRADUATING IN
4-YEARS¹⁵

1. U.S. Census Bureau, Annual County and Puerto Rico Municipio Resident Population Estimates by Selected Age Groups and Sex: April 1, 2020 to July 1, 2021.
2. U.S. Census Bureau, Annual County and Puerto Rico Municipio Resident Population Estimates by Selected Age Groups and Sex: April 1, 2020 to July 1, 2021.
3. U.S. Census Bureau, 2021 American Community Survey 5-year estimates, Table B27001.
4. U.S. Census Bureau, 2021 American Community Survey 5-year estimates, Table B27003.
5. U.S. Census Bureau, 2021 American Community Survey 5-year estimates, Table B17024.
6. U.S. Census Bureau, 2021 American Community Survey 5-year estimates, Table B17010.

7. U.S. Census Bureau, 2021 American Community Survey 5-year estimates, Table B17001B-I.
8. U.S. Census Bureau, 2021 American Community Survey 5-year estimates, Table S2201.
9. U.S. Census Bureau, 2021 American Community Survey 5-year estimates, Table B25115.
10 - 12. DHHS; U.S. Census Bureau, Resident Population Estimates.
13. Nebraska Administrative Office of the Courts & Probation.
14. Nebraska Department of Education, 2020/21 School Year.
15. Nebraska Department of Education, 2021 Cohort.
16. Nebraska Department of Education, 2020/2021 School Year.

2021 COUNTY DATA FACT SHEET



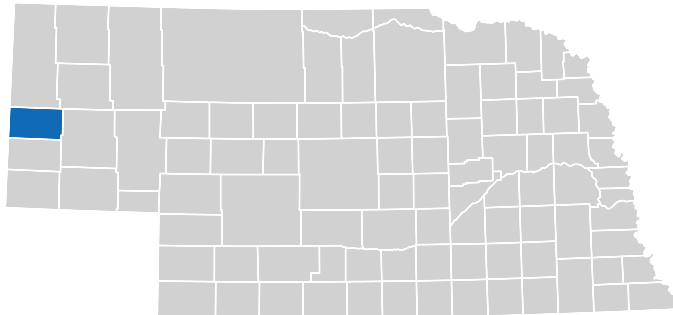
COUNTY: **SCOTTS BLUFF**

TOTAL POPULATION¹

35,745

POPULATION OF CHILDREN²

9,801



HEALTH



6.7%

CHILDREN
UNINSURED³

34.3%

CHILDREN ENROLLED IN
PUBLIC HEALTH INSURANCE⁴



ECONOMIC STABILITY

23.2%

CHILDREN IN
LOW-INCOME
FAMILIES⁵

11.8%

HOUSEHOLDS
WITH CHILDREN
IN POVERTY⁶

20.4%

CHILDREN
OF COLOR IN
POVERTY⁷

15.6%

HOUSEHOLDS
WITH CHILDREN
ENROLLED IN
SNAP BENEFITS⁸

68.8%

FAMILIES WITH
CHILDREN WHO
OWN THEIR HOME⁹

CHILD WELFARE & JUVENILE JUSTICE



26.8

RATE OF CHILD
WELFARE SYSTEM
INVOLVEMENT [PER
1000]¹⁰

7.8

RATE OF NON-COURT
CHILD WELFARE SYSTEM
INVOLVEMENT [PER
1000]¹¹

16.3

RATE OF CHILDREN IN
OUT-OF-HOME CARE
[PER 1000]¹²

17.5

RATE OF YOUTH ON
PROBATION [PER 1000]¹³



EDUCATION

43.1%

OF 3RD GRADE CHILDREN
PROFICIENT IN ENGLISH
LANGUAGE ARTS¹⁴

87.3%

HIGH SCHOOLERS
GRADUATING IN
4-YEARS¹⁵

56.2%

OF CHILDREN ENROLLED IN FREE-
OR REDUCED-PRICE SCHOOL
MEALS¹⁶

1. U.S. Census Bureau, Annual County and Puerto Rico Municipio Resident Population Estimates by Selected Age Groups and Sex: April 1, 2020 to July 1, 2021.

2. U.S. Census Bureau, Annual County and Puerto Rico Municipio Resident Population Estimates by Selected Age Groups and Sex: April 1, 2020 to July 1, 2021.

3. U.S. Census Bureau, 2021 American Community Survey 5-year estimates, Table B27001.

4. U.S. Census Bureau, 2021 American Community Survey 5-year estimates, Table B27003.

5. U.S. Census Bureau, 2021 American Community Survey 5-year estimates, Table B17024.

6. U.S. Census Bureau, 2021 American Community Survey 5-year estimates, Table B17010.

7. U.S. Census Bureau, 2021 American Community Survey 5-year estimates, Table B17001B-I.

8. U.S. Census Bureau, 2021 American Community Survey 5-year estimates, Table S2201.

9. U.S. Census Bureau, 2021 American Community Survey 5-year estimates, Table B25115.

10 - 12. DHHS; U.S. Census Bureau, Resident Population Estimates.

13. Nebraska Administrative Office of the Courts & Probation.

14. Nebraska Department of Education, 2020/21 School Year.

15. Nebraska Department of Education, 2021 Cohort.

16. Nebraska Department of Education, 2020/2021 School Year.

2021 COUNTY DATA FACT SHEET



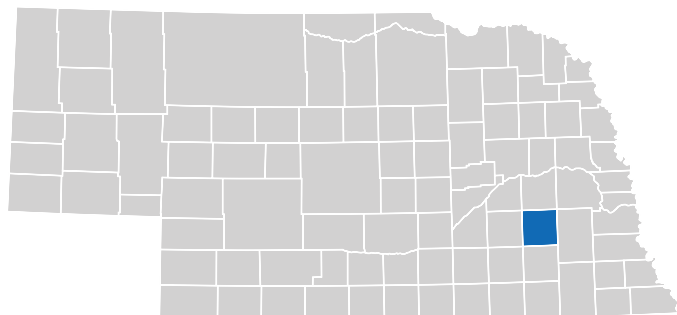
COUNTY: **SEWARD**

TOTAL POPULATION¹

17,603

POPULATION OF CHILDREN²

4,982



HEALTH



6.6%

CHILDREN
UNINSURED³

15.6%

CHILDREN ENROLLED IN
PUBLIC HEALTH INSURANCE⁴



ECONOMIC STABILITY

18.5%

CHILDREN IN
LOW-INCOME
FAMILIES⁵

7.7%

HOUSEHOLDS
WITH CHILDREN
IN POVERTY⁶

13.4%

CHILDREN
OF COLOR IN
POVERTY⁷

10.8%

HOUSEHOLDS
WITH CHILDREN
ENROLLED IN
SNAP BENEFITS⁸

73.3%

FAMILIES WITH
CHILDREN WHO
OWN THEIR HOME⁹

CHILD WELFARE & JUVENILE JUSTICE



11.6

RATE OF CHILD
WELFARE SYSTEM
INVOLVEMENT [PER
1000]¹⁰

4.2

RATE OF NON-COURT
CHILD WELFARE SYSTEM
INVOLVEMENT [PER
1000]¹¹

5.6

RATE OF CHILDREN IN
OUT-OF-HOME CARE
[PER 1000]¹²

6.0

RATE OF YOUTH ON
PROBATION [PER 1000]¹³



EDUCATION

54.3%

OF 3RD GRADE CHILDREN
PROFICIENT IN ENGLISH
LANGUAGE ARTS¹⁴

96.7%

HIGH SCHOOLERS
GRADUATING IN
4-YEARS¹⁵

25.3%

OF CHILDREN ENROLLED IN FREE-
OR REDUCED-PRICE SCHOOL
MEALS¹⁶

1. U.S. Census Bureau, Annual County and Puerto Rico Municipio Resident Population Estimates by Selected Age Groups and Sex: April 1, 2020 to July 1, 2021.

2. U.S. Census Bureau, Annual County and Puerto Rico Municipio Resident Population Estimates by Selected Age Groups and Sex: April 1, 2020 to July 1, 2021.

3. U.S. Census Bureau, 2021 American Community Survey 5-year estimates, Table B27001.

4. U.S. Census Bureau, 2021 American Community Survey 5-year estimates, Table B27003.

5. U.S. Census Bureau, 2021 American Community Survey 5-year estimates, Table B17024.

6. U.S. Census Bureau, 2021 American Community Survey 5-year estimates, Table B17010.

7. U.S. Census Bureau, 2021 American Community Survey 5-year estimates, Table B17001B-I.

8. U.S. Census Bureau, 2021 American Community Survey 5-year estimates, Table S2201.

9. U.S. Census Bureau, 2021 American Community Survey 5-year estimates, Table B25115.

10 - 12. DHHS; U.S. Census Bureau, Resident Population Estimates.

13. Nebraska Administrative Office of the Courts & Probation.

14. Nebraska Department of Education, 2020/21 School Year.

15. Nebraska Department of Education, 2021 Cohort.

16. Nebraska Department of Education, 2020/2021 School Year.

2021 COUNTY DATA FACT SHEET



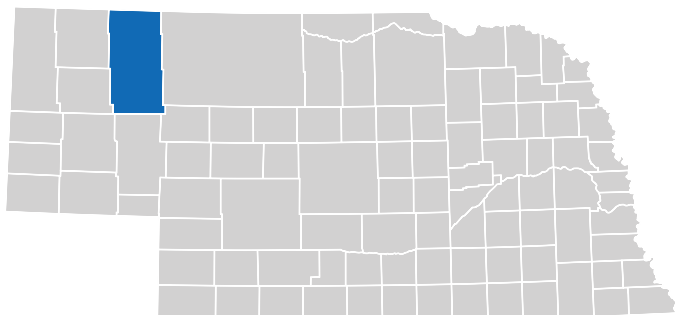
COUNTY: **SHERIDAN**

TOTAL POPULATION¹

5,095

POPULATION OF CHILDREN²

1,223



HEALTH



10.8%

CHILDREN
UNINSURED³

37.3%

CHILDREN ENROLLED IN
PUBLIC HEALTH INSURANCE⁴



ECONOMIC STABILITY

30.4%

CHILDREN IN
LOW-INCOME
FAMILIES⁵

17.6%

HOUSEHOLDS
WITH CHILDREN
IN POVERTY⁶

40.9%

CHILDREN
OF COLOR IN
POVERTY⁷

20.9%

HOUSEHOLDS
WITH CHILDREN
ENROLLED IN
SNAP BENEFITS⁸

59.2%

FAMILIES WITH
CHILDREN WHO
OWN THEIR HOME⁹

CHILD WELFARE & JUVENILE JUSTICE



4.9

RATE OF CHILD
WELFARE SYSTEM
INVOLVEMENT [PER
1000]¹⁰

2.5

RATE OF CHILDREN IN
OUT-OF-HOME CARE
[PER 1000]¹²

N/A

RATE OF NON-COURT
CHILD WELFARE SYSTEM
INVOLVEMENT [PER
1000]¹¹

3.3

RATE OF YOUTH ON
PROBATION [PER 1000]¹³



EDUCATION

48.3%

OF 3RD GRADE CHILDREN
PROFICIENT IN ENGLISH
LANGUAGE ARTS¹⁴

68.0%

OF CHILDREN ENROLLED IN FREE-
OR REDUCED-PRICE SCHOOL
MEALS¹⁶

87.7%

HIGH SCHOOLERS
GRADUATING IN
4-YEARS¹⁵

1. U.S. Census Bureau, Annual County and Puerto Rico Municipio Resident Population Estimates by Selected Age Groups and Sex: April 1, 2020 to July 1, 2021.
2. U.S. Census Bureau, Annual County and Puerto Rico Municipio Resident Population Estimates by Selected Age Groups and Sex: April 1, 2020 to July 1, 2021.
3. U.S. Census Bureau, 2021 American Community Survey 5-year estimates, Table B27001.
4. U.S. Census Bureau, 2021 American Community Survey 5-year estimates, Table B27003.
5. U.S. Census Bureau, 2021 American Community Survey 5-year estimates, Table B17024.
6. U.S. Census Bureau, 2021 American Community Survey 5-year estimates, Table B17010.

7. U.S. Census Bureau, 2021 American Community Survey 5-year estimates, Table B17001B-I.
8. U.S. Census Bureau, 2021 American Community Survey 5-year estimates, Table S2201.
9. U.S. Census Bureau, 2021 American Community Survey 5-year estimates, Table B25115.
10 - 12. DHHS; U.S. Census Bureau, Resident Population Estimates.
13. Nebraska Administrative Office of the Courts & Probation.
14. Nebraska Department of Education, 2020/21 School Year.
15. Nebraska Department of Education, 2021 Cohort.
16. Nebraska Department of Education, 2020/2021 School Year.

2021 COUNTY DATA FACT SHEET



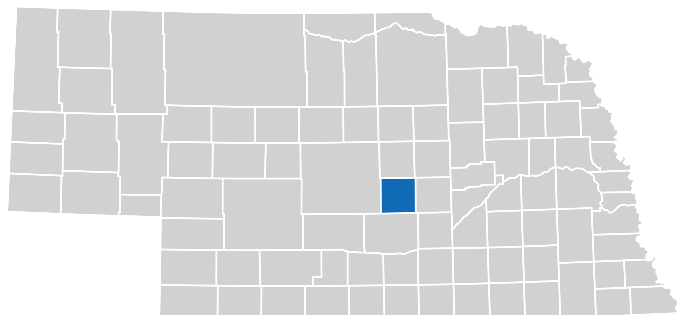
COUNTY: **SHERMAN**

TOTAL POPULATION¹

2,964

POPULATION OF CHILDREN²

690



HEALTH



5.7%

CHILDREN
UNINSURED³

24.7%

CHILDREN ENROLLED IN
PUBLIC HEALTH INSURANCE⁴



ECONOMIC STABILITY

21.5%

CHILDREN IN
LOW-INCOME
FAMILIES⁵

6.8%

HOUSEHOLDS
WITH CHILDREN
IN POVERTY⁶

N/A

CHILDREN
OF COLOR IN
POVERTY⁷

9.1%

HOUSEHOLDS
WITH CHILDREN
ENROLLED IN
SNAP BENEFITS⁸

74.3%

FAMILIES WITH
CHILDREN WHO
OWN THEIR HOME⁹

CHILD WELFARE & JUVENILE JUSTICE



29.0

RATE OF CHILD
WELFARE SYSTEM
INVOLVEMENT [PER
1000]¹⁰

14.5

RATE OF NON-COURT
CHILD WELFARE SYSTEM
INVOLVEMENT [PER
1000]¹¹

13.0

RATE OF CHILDREN IN
OUT-OF-HOME CARE
[PER 1000]¹²

7.2

RATE OF YOUTH ON
PROBATION [PER 1000]¹³



EDUCATION

57.1%

OF 3RD GRADE CHILDREN
PROFICIENT IN ENGLISH
LANGUAGE ARTS¹⁴

96.4%

HIGH SCHOOLERS
GRADUATING IN
4-YEARS¹⁵

45.2%

OF CHILDREN ENROLLED IN FREE-
OR REDUCED-PRICE SCHOOL
MEALS¹⁶

1. U.S. Census Bureau, Annual County and Puerto Rico Municipio Resident Population Estimates by Selected Age Groups and Sex: April 1, 2020 to July 1, 2021.

2. U.S. Census Bureau, Annual County and Puerto Rico Municipio Resident Population Estimates by Selected Age Groups and Sex: April 1, 2020 to July 1, 2021.

3. U.S. Census Bureau, 2021 American Community Survey 5-year estimates, Table B27001.

4. U.S. Census Bureau, 2021 American Community Survey 5-year estimates, Table B27003.

5. U.S. Census Bureau, 2021 American Community Survey 5-year estimates, Table B17024.

6. U.S. Census Bureau, 2021 American Community Survey 5-year estimates, Table B17010.

7. U.S. Census Bureau, 2021 American Community Survey 5-year estimates, Table B17001B-I.

8. U.S. Census Bureau, 2021 American Community Survey 5-year estimates, Table S2201.

9. U.S. Census Bureau, 2021 American Community Survey 5-year estimates, Table B25115.

10 - 12. DHHS; U.S. Census Bureau, Resident Population Estimates.

13. Nebraska Administrative Office of the Courts & Probation.

14. Nebraska Department of Education, 2020/21 School Year.

15. Nebraska Department of Education, 2021 Cohort.

16. Nebraska Department of Education, 2020/2021 School Year.

2021 COUNTY DATA FACT SHEET



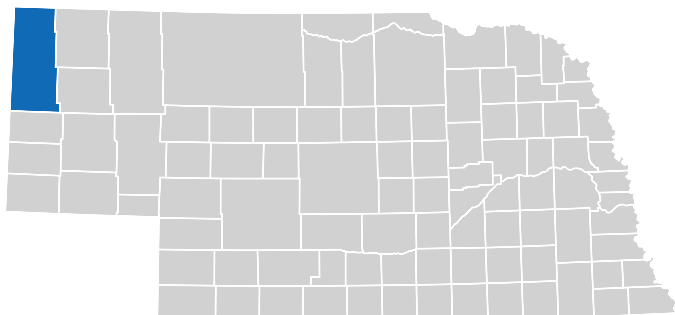
COUNTY: **SIoux**

TOTAL POPULATION¹

1,143

POPULATION OF CHILDREN²

220



HEALTH



27.8%

CHILDREN
UNINSURED³

39.2%

CHILDREN ENROLLED IN
PUBLIC HEALTH INSURANCE⁴



ECONOMIC STABILITY

31.8%

CHILDREN IN
LOW-INCOME
FAMILIES⁵

9.0%

HOUSEHOLDS
WITH CHILDREN
IN POVERTY⁶

8.6%

CHILDREN
OF COLOR IN
POVERTY⁷

6.3%

HOUSEHOLDS
WITH CHILDREN
ENROLLED IN
SNAP BENEFITS⁸

33.0%

FAMILIES WITH
CHILDREN WHO
OWN THEIR HOME⁹

CHILD WELFARE & JUVENILE JUSTICE



13.6

RATE OF CHILD
WELFARE SYSTEM
INVOLVEMENT [PER
1000]¹⁰

13.6

RATE OF CHILDREN IN
OUT-OF-HOME CARE
[PER 1000]¹²

N/A

RATE OF NON-COURT
CHILD WELFARE SYSTEM
INVOLVEMENT [PER
1000]¹¹

N/A

RATE OF YOUTH ON
PROBATION [PER 1000]¹³



EDUCATION

OF 3RD GRADE CHILDREN
PROFICIENT IN ENGLISH
LANGUAGE ARTS¹⁴

HIGH SCHOOLERS
GRADUATING IN
4-YEARS¹⁵

30.7%

OF CHILDREN ENROLLED IN FREE-
OR REDUCED-PRICE SCHOOL
MEALS¹⁶

1. U.S. Census Bureau, Annual County and Puerto Rico Municipio Resident Population Estimates by Selected Age Groups and Sex: April 1, 2020 to July 1, 2021.

2. U.S. Census Bureau, Annual County and Puerto Rico Municipio Resident Population Estimates by Selected Age Groups and Sex: April 1, 2020 to July 1, 2021.

3. U.S. Census Bureau, 2021 American Community Survey 5-year estimates, Table B27001.

4. U.S. Census Bureau, 2021 American Community Survey 5-year estimates, Table B27003.

5. U.S. Census Bureau, 2021 American Community Survey 5-year estimates, Table B17024.

6. U.S. Census Bureau, 2021 American Community Survey 5-year estimates, Table B17010.

*** Data are masked when there are fewer than 10 students.

7. U.S. Census Bureau, 2021 American Community Survey 5-year estimates, Table B17001B-I.

8. U.S. Census Bureau, 2021 American Community Survey 5-year estimates, Table S2201.

9. U.S. Census Bureau, 2021 American Community Survey 5-year estimates, Table B25115.

10-12. DHHS; U.S. Census Bureau, Resident Population Estimates.

13. Nebraska Administrative Office of the Courts & Probation.

14. Nebraska Department of Education, 2020/21 School Year.

15. Nebraska Department of Education, 2021 Cohort.

16. Nebraska Department of Education, 2020/2021 School Year.

2021 COUNTY DATA FACT SHEET



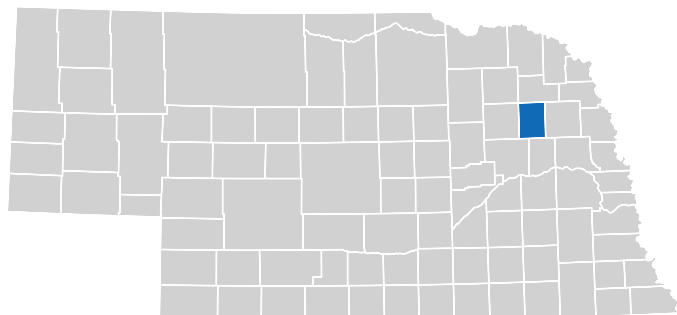
COUNTY: **STANTON**

TOTAL POPULATION¹

5,816

POPULATION OF CHILDREN²

1,558



HEALTH



3.3%

CHILDREN
UNINSURED³

27.2%

CHILDREN ENROLLED IN
PUBLIC HEALTH INSURANCE⁴



ECONOMIC STABILITY

13.8%

CHILDREN IN
LOW-INCOME
FAMILIES⁵

6.7%

HOUSEHOLDS
WITH CHILDREN
IN POVERTY⁶

27.4%

CHILDREN
OF COLOR IN
POVERTY⁷

8.3%

HOUSEHOLDS
WITH CHILDREN
ENROLLED IN
SNAP BENEFITS⁸

80.2%

FAMILIES WITH
CHILDREN WHO
OWN THEIR HOME⁹

CHILD WELFARE & JUVENILE JUSTICE



6.4

RATE OF CHILD
WELFARE SYSTEM
INVOLVEMENT [PER
1000]¹⁰

1.9

RATE OF NON-COURT
CHILD WELFARE SYSTEM
INVOLVEMENT [PER
1000]¹¹

1.9

RATE OF CHILDREN IN
OUT-OF-HOME CARE
[PER 1000]¹²

14.1

RATE OF YOUTH ON
PROBATION [PER 1000]¹³



EDUCATION

73.9%

OF 3RD GRADE CHILDREN
PROFICIENT IN ENGLISH
LANGUAGE ARTS¹⁴

87.5%

HIGH SCHOOLERS
GRADUATING IN
4-YEARS¹⁵

31.9%

OF CHILDREN ENROLLED IN FREE-
OR REDUCED-PRICE SCHOOL
MEALS¹⁶

1. U.S. Census Bureau, Annual County and Puerto Rico Municipio Resident Population Estimates by Selected Age Groups and Sex: April 1, 2020 to July 1, 2021.

2. U.S. Census Bureau, Annual County and Puerto Rico Municipio Resident Population Estimates by Selected Age Groups and Sex: April 1, 2020 to July 1, 2021.

3. U.S. Census Bureau, 2021 American Community Survey 5-year estimates, Table B27001.

4. U.S. Census Bureau, 2021 American Community Survey 5-year estimates, Table B27003.

5. U.S. Census Bureau, 2021 American Community Survey 5-year estimates, Table B17024.

6. U.S. Census Bureau, 2021 American Community Survey 5-year estimates, Table B17010.

7. U.S. Census Bureau, 2021 American Community Survey 5-year estimates, Table B17001B-I.

8. U.S. Census Bureau, 2021 American Community Survey 5-year estimates, Table S2201.

9. U.S. Census Bureau, 2021 American Community Survey 5-year estimates, Table B25115.

10 - 12. DHHS; U.S. Census Bureau, Resident Population Estimates.

13. Nebraska Administrative Office of the Courts & Probation.

14. Nebraska Department of Education, 2020/21 School Year.

15. Nebraska Department of Education, 2021 Cohort.

16. Nebraska Department of Education, 2020/2021 School Year.

2021 COUNTY DATA FACT SHEET



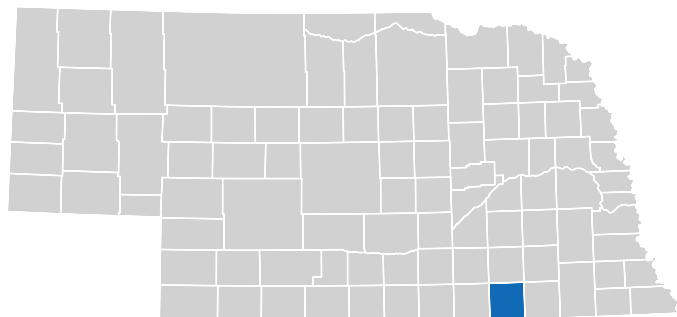
COUNTY: **THAYER**

TOTAL POPULATION¹

4,913

POPULATION OF CHILDREN²

1,220



HEALTH



3.8%

CHILDREN
UNINSURED³

34.5%

CHILDREN ENROLLED IN
PUBLIC HEALTH INSURANCE⁴



ECONOMIC STABILITY

31.9%

CHILDREN IN
LOW-INCOME
FAMILIES⁵

9.2%

HOUSEHOLDS
WITH CHILDREN
IN POVERTY⁶

8.5%

CHILDREN
OF COLOR IN
POVERTY⁷

21.0%

HOUSEHOLDS
WITH CHILDREN
ENROLLED IN
SNAP BENEFITS⁸

74.8%

FAMILIES WITH
CHILDREN WHO
OWN THEIR HOME⁹

CHILD WELFARE & JUVENILE JUSTICE



7.4

RATE OF CHILD
WELFARE SYSTEM
INVOLVEMENT [PER
1000]¹⁰

2.5

RATE OF NON-COURT
CHILD WELFARE SYSTEM
INVOLVEMENT [PER
1000]¹¹

5.7

RATE OF CHILDREN IN
OUT-OF-HOME CARE
[PER 1000]¹²

3.3

RATE OF YOUTH ON
PROBATION [PER 1000]¹³



EDUCATION

52.6%

OF 3RD GRADE CHILDREN
PROFICIENT IN ENGLISH
LANGUAGE ARTS¹⁴

92.5%

HIGH SCHOOLERS
GRADUATING IN
4-YEARS¹⁵

37.3%

OF CHILDREN ENROLLED IN FREE-
OR REDUCED-PRICE SCHOOL
MEALS¹⁶

1. U.S. Census Bureau, Annual County and Puerto Rico Municipio Resident Population Estimates by Selected Age Groups and Sex: April 1, 2020 to July 1, 2021.

2. U.S. Census Bureau, Annual County and Puerto Rico Municipio Resident Population Estimates by Selected Age Groups and Sex: April 1, 2020 to July 1, 2021.

3. U.S. Census Bureau, 2021 American Community Survey 5-year estimates, Table B27001.

4. U.S. Census Bureau, 2021 American Community Survey 5-year estimates, Table B27003.

5. U.S. Census Bureau, 2021 American Community Survey 5-year estimates, Table B17024.

6. U.S. Census Bureau, 2021 American Community Survey 5-year estimates, Table B17010.

7. U.S. Census Bureau, 2021 American Community Survey 5-year estimates, Table B17001B-I.

8. U.S. Census Bureau, 2021 American Community Survey 5-year estimates, Table S2201.

9. U.S. Census Bureau, 2021 American Community Survey 5-year estimates, Table B25115.

10 - 12. DHHS; U.S. Census Bureau, Resident Population Estimates.

13. Nebraska Administrative Office of the Courts & Probation.

14. Nebraska Department of Education, 2020/21 School Year.

15. Nebraska Department of Education, 2021 Cohort.

16. Nebraska Department of Education, 2020/2021 School Year.

2021 COUNTY DATA FACT SHEET



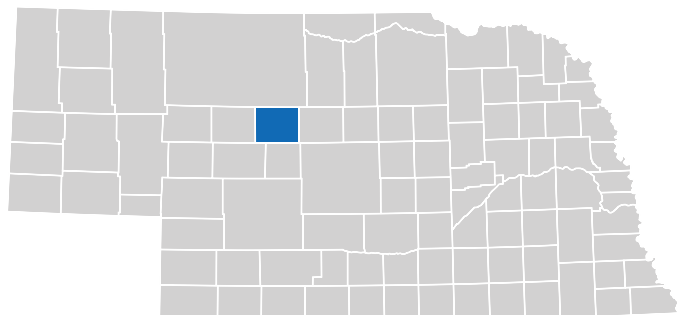
COUNTY: **THOMAS**

TOTAL POPULATION¹

673

POPULATION OF CHILDREN²

172



HEALTH



10.1%

CHILDREN
UNINSURED³

22.2%

CHILDREN ENROLLED IN
PUBLIC HEALTH INSURANCE⁴



ECONOMIC STABILITY

16.8%

CHILDREN IN
LOW-INCOME
FAMILIES⁵

0.0%

HOUSEHOLDS
WITH CHILDREN
IN POVERTY⁶

N/A

CHILDREN
OF COLOR IN
POVERTY⁷

21.2%

HOUSEHOLDS
WITH CHILDREN
ENROLLED IN
SNAP BENEFITS⁸

54.3%

FAMILIES WITH
CHILDREN WHO
OWN THEIR HOME⁹

CHILD WELFARE & JUVENILE JUSTICE



40.7

RATE OF CHILD
WELFARE SYSTEM
INVOLVEMENT [PER
1000]¹⁰

17.4

RATE OF NON-COURT
CHILD WELFARE SYSTEM
INVOLVEMENT [PER
1000]¹¹

17.4

RATE OF CHILDREN IN
OUT-OF-HOME CARE
[PER 1000]¹²

N/A

RATE OF YOUTH ON
PROBATION [PER 1000]¹³



EDUCATION

OF 3RD GRADE CHILDREN
PROFICIENT IN ENGLISH
LANGUAGE ARTS¹⁴

HIGH SCHOOLERS
GRADUATING IN
4-YEARS¹⁵

59.8%

OF CHILDREN ENROLLED IN FREE-
OR REDUCED-PRICE SCHOOL
MEALS¹⁶

1. U.S. Census Bureau, Annual County and Puerto Rico Municipio Resident Population Estimates by Selected Age Groups and Sex: April 1, 2020 to July 1, 2021.

2. U.S. Census Bureau, Annual County and Puerto Rico Municipio Resident Population Estimates by Selected Age Groups and Sex: April 1, 2020 to July 1, 2021.

3. U.S. Census Bureau, 2021 American Community Survey 5-year estimates, Table B27001.

4. U.S. Census Bureau, 2021 American Community Survey 5-year estimates, Table B27003.

5. U.S. Census Bureau, 2021 American Community Survey 5-year estimates, Table B17024.

6. U.S. Census Bureau, 2021 American Community Survey 5-year estimates, Table B17010.

*** Data are masked when there are fewer than 10 students.

7. U.S. Census Bureau, 2021 American Community Survey 5-year estimates, Table B17001B-I.

8. U.S. Census Bureau, 2021 American Community Survey 5-year estimates, Table S2201.

9. U.S. Census Bureau, 2021 American Community Survey 5-year estimates, Table B25115.

10-12. DHHS; U.S. Census Bureau, Resident Population Estimates.

13. Nebraska Administrative Office of the Courts & Probation.

14. Nebraska Department of Education, 2020/21 School Year.

15. Nebraska Department of Education, 2021 Cohort.

16. Nebraska Department of Education, 2020/2021 School Year.

2021 COUNTY DATA FACT SHEET



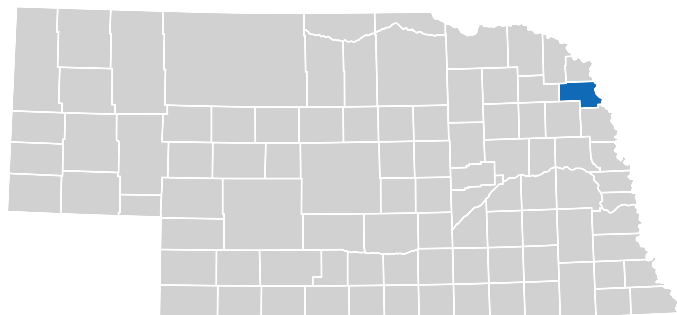
COUNTY: **THURSTON**

TOTAL POPULATION¹

6,620

POPULATION OF CHILDREN²

2,583



HEALTH



12.2%

CHILDREN
UNINSURED³

53.1%

CHILDREN ENROLLED IN
PUBLIC HEALTH INSURANCE⁴



ECONOMIC STABILITY

40.9%

CHILDREN IN
LOW-INCOME
FAMILIES⁵

21.4%

HOUSEHOLDS
WITH CHILDREN
IN POVERTY⁶

30.9%

CHILDREN
OF COLOR IN
POVERTY⁷

28.7%

HOUSEHOLDS
WITH CHILDREN
ENROLLED IN
SNAP BENEFITS⁸

57.4%

FAMILIES WITH
CHILDREN WHO
OWN THEIR HOME⁹

CHILD WELFARE & JUVENILE JUSTICE



22.1

RATE OF CHILD
WELFARE SYSTEM
INVOLVEMENT [PER
1000]¹⁰

14.7

RATE OF NON-COURT
CHILD WELFARE SYSTEM
INVOLVEMENT [PER
1000]¹¹

8.9

RATE OF CHILDREN IN
OUT-OF-HOME CARE
[PER 1000]¹²

2.3

RATE OF YOUTH ON
PROBATION [PER 1000]¹³



EDUCATION

25.6%

OF 3RD GRADE CHILDREN
PROFICIENT IN ENGLISH
LANGUAGE ARTS¹⁴

76.3%

HIGH SCHOOLERS
GRADUATING IN
4-YEARS¹⁵

87.9%

OF CHILDREN ENROLLED IN FREE-
OR REDUCED-PRICE SCHOOL
MEALS¹⁶

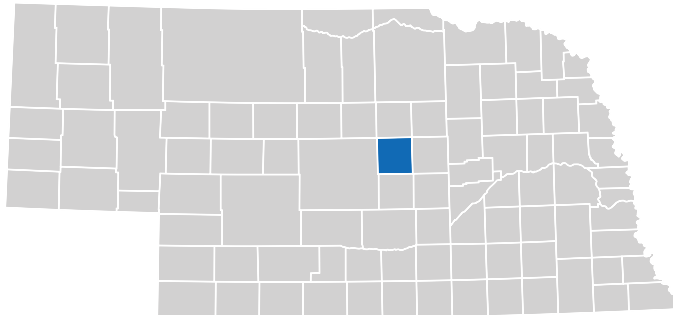
1. U.S. Census Bureau, Annual County and Puerto Rico Municipio Resident Population Estimates by Selected Age Groups and Sex: April 1, 2020 to July 1, 2021.
2. U.S. Census Bureau, Annual County and Puerto Rico Municipio Resident Population Estimates by Selected Age Groups and Sex: April 1, 2020 to July 1, 2021.
3. U.S. Census Bureau, 2021 American Community Survey 5-year estimates, Table B27001.
4. U.S. Census Bureau, 2021 American Community Survey 5-year estimates, Table B27003.
5. U.S. Census Bureau, 2021 American Community Survey 5-year estimates, Table B17024.
6. U.S. Census Bureau, 2021 American Community Survey 5-year estimates, Table B17010.

7. U.S. Census Bureau, 2021 American Community Survey 5-year estimates, Table B17001B-I.
8. U.S. Census Bureau, 2021 American Community Survey 5-year estimates, Table S2201.
9. U.S. Census Bureau, 2021 American Community Survey 5-year estimates, Table B25115.
10 - 12. DHHS; U.S. Census Bureau, Resident Population Estimates.
13. Nebraska Administrative Office of the Courts & Probation.
14. Nebraska Department of Education, 2020/21 School Year.
15. Nebraska Department of Education, 2021 Cohort.
16. Nebraska Department of Education, 2020/2021 School Year.

2021 COUNTY DATA FACT SHEET



COUNTY: **VALLEY**



TOTAL POPULATION¹

4,066

POPULATION OF CHILDREN²

1,037

HEALTH



12.6%

CHILDREN
UNINSURED³

33.9%

CHILDREN ENROLLED IN
PUBLIC HEALTH INSURANCE⁴



ECONOMIC STABILITY

21.5%

CHILDREN IN
LOW-INCOME
FAMILIES⁵

13.4%

HOUSEHOLDS
WITH CHILDREN
IN POVERTY⁶

N/A

CHILDREN
OF COLOR IN
POVERTY⁷

5.8%

HOUSEHOLDS
WITH CHILDREN
ENROLLED IN
SNAP BENEFITS⁸

85.7%

FAMILIES WITH
CHILDREN WHO
OWN THEIR HOME⁹

CHILD WELFARE & JUVENILE JUSTICE



21.2

RATE OF CHILD
WELFARE SYSTEM
INVOLVEMENT [PER
1000]¹⁰

2.9

RATE OF NON-COURT
CHILD WELFARE SYSTEM
INVOLVEMENT [PER
1000]¹¹

15.4

RATE OF CHILDREN IN
OUT-OF-HOME CARE
[PER 1000]¹²

5.8

RATE OF YOUTH ON
PROBATION [PER 1000]¹³



EDUCATION

36.7%

OF 3RD GRADE CHILDREN
PROFICIENT IN ENGLISH
LANGUAGE ARTS¹⁴

92.3%

HIGH SCHOOLERS
GRADUATING IN
4-YEARS¹⁵

30.4%

OF CHILDREN ENROLLED IN FREE-
OR REDUCED-PRICE SCHOOL
MEALS¹⁶

1. U.S. Census Bureau, Annual County and Puerto Rico Municipio Resident Population Estimates by Selected Age Groups and Sex: April 1, 2020 to July 1, 2021.

2. U.S. Census Bureau, Annual County and Puerto Rico Municipio Resident Population Estimates by Selected Age Groups and Sex: April 1, 2020 to July 1, 2021.

3. U.S. Census Bureau, 2021 American Community Survey 5-year estimates, Table B27001.

4. U.S. Census Bureau, 2021 American Community Survey 5-year estimates, Table B27003.

5. U.S. Census Bureau, 2021 American Community Survey 5-year estimates, Table B17024.

6. U.S. Census Bureau, 2021 American Community Survey 5-year estimates, Table B17010.

7. U.S. Census Bureau, 2021 American Community Survey 5-year estimates, Table B17001B-I.

8. U.S. Census Bureau, 2021 American Community Survey 5-year estimates, Table S2201.

9. U.S. Census Bureau, 2021 American Community Survey 5-year estimates, Table B25115.

10 - 12. DHHS; U.S. Census Bureau, Resident Population Estimates.

13. Nebraska Administrative Office of the Courts & Probation.

14. Nebraska Department of Education, 2020/21 School Year.

15. Nebraska Department of Education, 2021 Cohort.

16. Nebraska Department of Education, 2020/2021 School Year.

2021 COUNTY DATA FACT SHEET



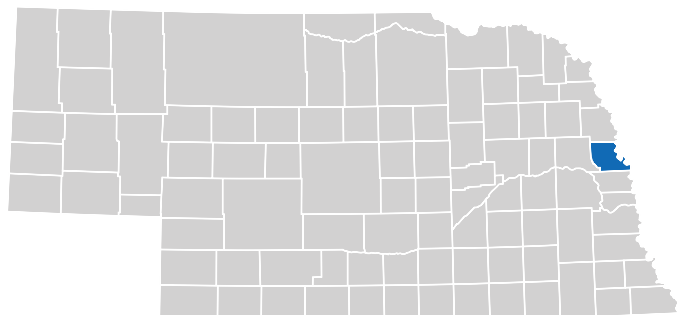
COUNTY: **WASHINGTON**

TOTAL POPULATION¹

20,969

POPULATION OF CHILDREN²

5,504



HEALTH



2.2%

CHILDREN
UNINSURED³

18.7%

CHILDREN ENROLLED IN
PUBLIC HEALTH INSURANCE⁴



ECONOMIC STABILITY

15.4%

CHILDREN IN
LOW-INCOME
FAMILIES⁵

9.7%

HOUSEHOLDS
WITH CHILDREN
IN POVERTY⁶

26.5%

CHILDREN
OF COLOR IN
POVERTY⁷

9.1%

HOUSEHOLDS
WITH CHILDREN
ENROLLED IN
SNAP BENEFITS⁸

77.4%

FAMILIES WITH
CHILDREN WHO
OWN THEIR HOME⁹

CHILD WELFARE & JUVENILE JUSTICE



3.3

RATE OF CHILD
WELFARE SYSTEM
INVOLVEMENT [PER
1000]¹⁰

0.5

RATE OF NON-COURT
CHILD WELFARE SYSTEM
INVOLVEMENT [PER
1000]¹¹

2.2

RATE OF CHILDREN IN
OUT-OF-HOME CARE
[PER 1000]¹²

6.5

RATE OF YOUTH ON
PROBATION [PER 1000]¹³



EDUCATION

58.6%

OF 3RD GRADE CHILDREN
PROFICIENT IN ENGLISH
LANGUAGE ARTS¹⁴

95.7%

HIGH SCHOOLERS
GRADUATING IN
4-YEARS¹⁵

22.4%

OF CHILDREN ENROLLED IN FREE-
OR REDUCED-PRICE SCHOOL
MEALS¹⁶

1. U.S. Census Bureau, Annual County and Puerto Rico Municipio Resident Population Estimates by Selected Age Groups and Sex: April 1, 2020 to July 1, 2021.

2. U.S. Census Bureau, Annual County and Puerto Rico Municipio Resident Population Estimates by Selected Age Groups and Sex: April 1, 2020 to July 1, 2021.

3. U.S. Census Bureau, 2021 American Community Survey 5-year estimates, Table B27001.

4. U.S. Census Bureau, 2021 American Community Survey 5-year estimates, Table B27003.

5. U.S. Census Bureau, 2021 American Community Survey 5-year estimates, Table B17024.

6. U.S. Census Bureau, 2021 American Community Survey 5-year estimates, Table B17010.

7. U.S. Census Bureau, 2021 American Community Survey 5-year estimates, Table B17001B-I.

8. U.S. Census Bureau, 2021 American Community Survey 5-year estimates, Table S2201.

9. U.S. Census Bureau, 2021 American Community Survey 5-year estimates, Table B25115.

10 - 12. DHHS; U.S. Census Bureau, Resident Population Estimates.

13. Nebraska Administrative Office of the Courts & Probation.

14. Nebraska Department of Education, 2020/21 School Year.

15. Nebraska Department of Education, 2021 Cohort.

16. Nebraska Department of Education, 2020/2021 School Year.

2021 COUNTY DATA FACT SHEET



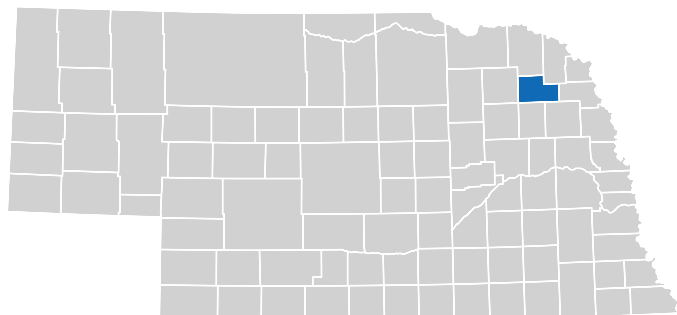
COUNTY: **WAYNE**

TOTAL POPULATION¹

9,784

POPULATION OF CHILDREN²

2,690



HEALTH



0.9%

CHILDREN
UNINSURED³

18.9%

CHILDREN ENROLLED IN
PUBLIC HEALTH INSURANCE⁴



ECONOMIC STABILITY

16.2%

CHILDREN IN
LOW-INCOME
FAMILIES⁵

3.0%

HOUSEHOLDS
WITH CHILDREN
IN POVERTY⁶

2.4%

CHILDREN
OF COLOR IN
POVERTY⁷

2.2%

HOUSEHOLDS
WITH CHILDREN
ENROLLED IN
SNAP BENEFITS⁸

88.2%

FAMILIES WITH
CHILDREN WHO
OWN THEIR HOME⁹

CHILD WELFARE & JUVENILE JUSTICE



8.2

RATE OF CHILD
WELFARE SYSTEM
INVOLVEMENT [PER
1000]¹⁰

2.2

RATE OF NON-COURT
CHILD WELFARE SYSTEM
INVOLVEMENT [PER
1000]¹¹

4.8

RATE OF CHILDREN IN
OUT-OF-HOME CARE
[PER 1000]¹²

7.8

RATE OF YOUTH ON
PROBATION [PER 1000]¹³



EDUCATION

53.5%

OF 3RD GRADE CHILDREN
PROFICIENT IN ENGLISH
LANGUAGE ARTS¹⁴

89.1%

HIGH SCHOOLERS
GRADUATING IN
4-YEARS¹⁵

45.4%

OF CHILDREN ENROLLED IN FREE-
OR REDUCED-PRICE SCHOOL
MEALS¹⁶

1. U.S. Census Bureau, Annual County and Puerto Rico Municipio Resident Population Estimates by Selected Age Groups and Sex: April 1, 2020 to July 1, 2021.

2. U.S. Census Bureau, Annual County and Puerto Rico Municipio Resident Population Estimates by Selected Age Groups and Sex: April 1, 2020 to July 1, 2021.

3. U.S. Census Bureau, 2021 American Community Survey 5-year estimates, Table B27001.

4. U.S. Census Bureau, 2021 American Community Survey 5-year estimates, Table B27003.

5. U.S. Census Bureau, 2021 American Community Survey 5-year estimates, Table B17024.

6. U.S. Census Bureau, 2021 American Community Survey 5-year estimates, Table B17010.

7. U.S. Census Bureau, 2021 American Community Survey 5-year estimates, Table B17001B-I.

8. U.S. Census Bureau, 2021 American Community Survey 5-year estimates, Table S2201.

9. U.S. Census Bureau, 2021 American Community Survey 5-year estimates, Table B25115.

10 - 12. DHHS; U.S. Census Bureau, Resident Population Estimates.

13. Nebraska Administrative Office of the Courts & Probation.

14. Nebraska Department of Education, 2020/21 School Year.

15. Nebraska Department of Education, 2021 Cohort.

16. Nebraska Department of Education, 2020/2021 School Year.

2021 COUNTY DATA FACT SHEET



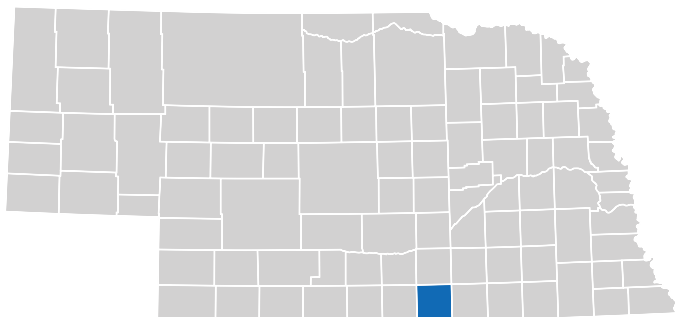
COUNTY: **WEBSTER**

TOTAL POPULATION¹

3,411

POPULATION OF CHILDREN²

843



HEALTH



0.8%

CHILDREN
UNINSURED³

23.0%

CHILDREN ENROLLED IN
PUBLIC HEALTH INSURANCE⁴



ECONOMIC STABILITY

29.0%

CHILDREN IN
LOW-INCOME
FAMILIES⁵

6.4%

HOUSEHOLDS
WITH CHILDREN
IN POVERTY⁶

26.8%

CHILDREN
OF COLOR IN
POVERTY⁷

8.2%

HOUSEHOLDS
WITH CHILDREN
ENROLLED IN
SNAP BENEFITS⁸

84.0%

FAMILIES WITH
CHILDREN WHO
OWN THEIR HOME⁹

CHILD WELFARE & JUVENILE JUSTICE



3.6

RATE OF CHILD
WELFARE SYSTEM
INVOLVEMENT [PER
1000]¹⁰

3.6

RATE OF CHILDREN IN
OUT-OF-HOME CARE
[PER 1000]¹²

N/A

RATE OF NON-COURT
CHILD WELFARE SYSTEM
INVOLVEMENT [PER
1000]¹¹

5.9

RATE OF YOUTH ON
PROBATION [PER 1000]¹³



EDUCATION

47.8%

OF 3RD GRADE CHILDREN
PROFICIENT IN ENGLISH
LANGUAGE ARTS¹⁴

42.7%

OF CHILDREN ENROLLED IN FREE-
OR REDUCED-PRICE SCHOOL
MEALS¹⁶

97.6%

HIGH SCHOOLERS
GRADUATING IN
4-YEARS¹⁵

1. U.S. Census Bureau, Annual County and Puerto Rico Municipio Resident Population Estimates by Selected Age Groups and Sex: April 1, 2020 to July 1, 2021.
2. U.S. Census Bureau, Annual County and Puerto Rico Municipio Resident Population Estimates by Selected Age Groups and Sex: April 1, 2020 to July 1, 2021.
3. U.S. Census Bureau, 2021 American Community Survey 5-year estimates, Table B27001.
4. U.S. Census Bureau, 2021 American Community Survey 5-year estimates, Table B27003.
5. U.S. Census Bureau, 2021 American Community Survey 5-year estimates, Table B17024.
6. U.S. Census Bureau, 2021 American Community Survey 5-year estimates, Table B17010.

7. U.S. Census Bureau, 2021 American Community Survey 5-year estimates, Table B17001B-I.
8. U.S. Census Bureau, 2021 American Community Survey 5-year estimates, Table S2201.
9. U.S. Census Bureau, 2021 American Community Survey 5-year estimates, Table B25115.
10 - 12. DHHS; U.S. Census Bureau, Resident Population Estimates.
13. Nebraska Administrative Office of the Courts & Probation.
14. Nebraska Department of Education, 2020/21 School Year.
15. Nebraska Department of Education, 2021 Cohort.
16. Nebraska Department of Education, 2020/2021 School Year.

2021 COUNTY DATA FACT SHEET



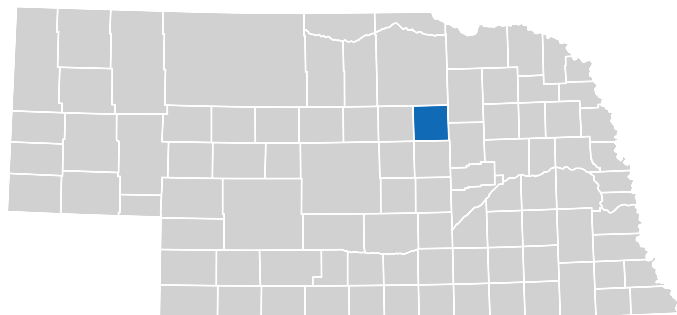
COUNTY: **WHEELER**

TOTAL POPULATION¹

795

POPULATION OF CHILDREN²

181



HEALTH



17.1%

CHILDREN
UNINSURED³

33.3%

CHILDREN ENROLLED IN
PUBLIC HEALTH INSURANCE⁴



ECONOMIC STABILITY

52.8%

CHILDREN IN
LOW-INCOME
FAMILIES⁵

18.6%

HOUSEHOLDS
WITH CHILDREN
IN POVERTY⁶

100%

CHILDREN
OF COLOR IN
POVERTY⁷

9.3%

HOUSEHOLDS
WITH CHILDREN
ENROLLED IN
SNAP BENEFITS⁸

43.9%

FAMILIES WITH
CHILDREN WHO
OWN THEIR HOME⁹

CHILD WELFARE & JUVENILE JUSTICE



N/A

RATE OF CHILD
WELFARE SYSTEM
INVOLVEMENT [PER
1000]¹⁰

N/A

RATE OF NON-COURT
CHILD WELFARE SYSTEM
INVOLVEMENT [PER
1000]¹¹

N/A

RATE OF CHILDREN IN
OUT-OF-HOME CARE
[PER 1000]¹²

N/A

RATE OF YOUTH ON
PROBATION [PER 1000]¹³



EDUCATION

OF 3RD GRADE CHILDREN
PROFICIENT IN ENGLISH
LANGUAGE ARTS¹⁴

HIGH SCHOOLERS
GRADUATING IN
4-YEARS¹⁵

33.9%

OF CHILDREN ENROLLED IN FREE-
OR REDUCED-PRICE SCHOOL
MEALS¹⁶

1. U.S. Census Bureau, Annual County and Puerto Rico Municipio Resident Population Estimates by Selected Age Groups and Sex: April 1, 2020 to July 1, 2021.
2. U.S. Census Bureau, Annual County and Puerto Rico Municipio Resident Population Estimates by Selected Age Groups and Sex: April 1, 2020 to July 1, 2021.
3. U.S. Census Bureau, 2021 American Community Survey 5-year estimates, Table B27001.
4. U.S. Census Bureau, 2021 American Community Survey 5-year estimates, Table B27003.
5. U.S. Census Bureau, 2021 American Community Survey 5-year estimates, Table B17024.
6. U.S. Census Bureau, 2021 American Community Survey 5-year estimates, Table B17010.

7. U.S. Census Bureau, 2021 American Community Survey 5-year estimates, Table B17001B-I.
8. U.S. Census Bureau, 2021 American Community Survey 5-year estimates, Table S2201.
9. U.S. Census Bureau, 2021 American Community Survey 5-year estimates, Table B25115.
10 - 12. DHHS; U.S. Census Bureau, Resident Population Estimates.
13. Nebraska Administrative Office of the Courts & Probation.
14. Nebraska Department of Education, 2020/21 School Year.
15. Nebraska Department of Education, 2021 Cohort.
16. Nebraska Department of Education, 2020/2021 School Year.

2021 COUNTY DATA FACT SHEET



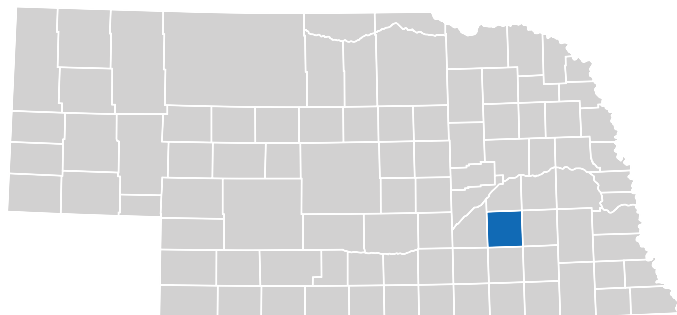
COUNTY: **YORK**

TOTAL POPULATION¹

14,244

POPULATION OF CHILDREN²

3,739



HEALTH



5.9%

CHILDREN
UNINSURED³

22.7%

CHILDREN ENROLLED IN
PUBLIC HEALTH INSURANCE⁴



ECONOMIC STABILITY

17.6%

CHILDREN IN
LOW-INCOME
FAMILIES⁵

9.0%

HOUSEHOLDS
WITH CHILDREN
IN POVERTY⁶

27.7%

CHILDREN
OF COLOR IN
POVERTY⁷

6.7%

HOUSEHOLDS
WITH CHILDREN
ENROLLED IN
SNAP BENEFITS⁸

79.2%

FAMILIES WITH
CHILDREN WHO
OWN THEIR HOME⁹

CHILD WELFARE & JUVENILE JUSTICE



N/A

RATE OF CHILD
WELFARE SYSTEM
INVOLVEMENT [PER
1000]¹⁰

N/A

RATE OF NON-COURT
CHILD WELFARE SYSTEM
INVOLVEMENT [PER
1000]¹¹

N/A

RATE OF CHILDREN IN
OUT-OF-HOME CARE
[PER 1000]¹²

6.7

RATE OF YOUTH ON
PROBATION [PER 1000]¹³



EDUCATION

53.4%

OF 3RD GRADE CHILDREN
PROFICIENT IN ENGLISH
LANGUAGE ARTS¹⁴

96.8%

HIGH SCHOOLERS
GRADUATING IN
4-YEARS¹⁵

38.5%

OF CHILDREN ENROLLED IN FREE-
OR REDUCED-PRICE SCHOOL
MEALS¹⁶

1. U.S. Census Bureau, Annual County and Puerto Rico Municipio Resident Population Estimates by Selected Age Groups and Sex: April 1, 2020 to July 1, 2021.

2. U.S. Census Bureau, Annual County and Puerto Rico Municipio Resident Population Estimates by Selected Age Groups and Sex: April 1, 2020 to July 1, 2021.

3. U.S. Census Bureau, 2021 American Community Survey 5-year estimates, Table B27001.

4. U.S. Census Bureau, 2021 American Community Survey 5-year estimates, Table B27003.

5. U.S. Census Bureau, 2021 American Community Survey 5-year estimates, Table B17024.

6. U.S. Census Bureau, 2021 American Community Survey 5-year estimates, Table B17010.

7. U.S. Census Bureau, 2021 American Community Survey 5-year estimates, Table B17001B-I.

8. U.S. Census Bureau, 2021 American Community Survey 5-year estimates, Table S2201.

9. U.S. Census Bureau, 2021 American Community Survey 5-year estimates, Table B25115.

10 - 12. DHHS; U.S. Census Bureau, Resident Population Estimates.

13. Nebraska Administrative Office of the Courts & Probation.

14. Nebraska Department of Education, 2020/21 School Year.

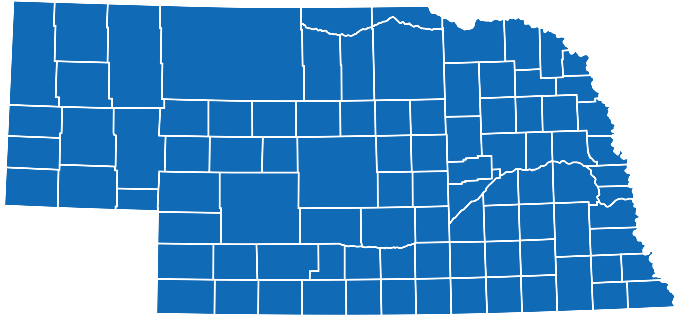
15. Nebraska Department of Education, 2021 Cohort.

16. Nebraska Department of Education, 2020/2021 School Year.

2021 COUNTY DATA FACT SHEET



NEBRASKA



TOTAL POPULATION¹

1,963,692

POPULATION OF CHILDREN²

538,233

HEALTH



5.4%

CHILDREN
UNINSURED³

28.1%

CHILDREN ENROLLED IN
PUBLIC HEALTH INSURANCE⁴



ECONOMIC STABILITY

22.6%

CHILDREN IN
LOW-INCOME
FAMILIES⁵

10.4%

HOUSEHOLDS
WITH CHILDREN
IN POVERTY⁶

21.8%

CHILDREN
OF COLOR IN
POVERTY⁷

13.6%

HOUSEHOLDS
WITH CHILDREN
ENROLLED IN
SNAP BENEFITS⁸

70.4%

FAMILIES WITH
CHILDREN WHO
OWN THEIR HOME⁹

CHILD WELFARE & JUVENILE JUSTICE



16.3

RATE OF CHILD
WELFARE SYSTEM
INVOLVEMENT [PER
1000]¹⁰

5.2

RATE OF NON-COURT
CHILD WELFARE SYSTEM
INVOLVEMENT [PER
1000]¹¹

9.7

RATE OF CHILDREN IN
OUT-OF-HOME CARE
[PER 1000]¹²

N/A

RATE OF YOUTH ON
PROBATION [PER 1000]¹³



EDUCATION

N/A

OF 3RD GRADE CHILDREN
PROFICIENT IN ENGLISH
LANGUAGE ARTS¹⁴

87.6%

HIGH SCHOOLERS
GRADUATING IN
4-YEARS¹⁵

N/A

OF CHILDREN ENROLLED IN FREE-
OR REDUCED-PRICE SCHOOL
MEALS¹⁶

1. U.S. Census Bureau, Annual County and Puerto Rico Municipio Resident Population Estimates by Selected Age Groups and Sex: April 1, 2020 to July 1, 2021.

2. U.S. Census Bureau, Annual County and Puerto Rico Municipio Resident Population Estimates by Selected Age Groups and Sex: April 1, 2020 to July 1, 2021.

3. U.S. Census Bureau, 2021 American Community Survey 5-year estimates, Table B27001.

4. U.S. Census Bureau, 2021 American Community Survey 5-year estimates, Table B27003.

5. U.S. Census Bureau, 2021 American Community Survey 5-year estimates, Table B17024.

6. U.S. Census Bureau, 2021 American Community Survey 5-year estimates, Table B17010.

7. U.S. Census Bureau, 2021 American Community Survey 5-year estimates, Table B17001B-I.

8. U.S. Census Bureau, 2021 American Community Survey 5-year estimates, Table S2201.

9. U.S. Census Bureau, 2021 American Community Survey 5-year estimates, Table B25115.

10 - 12. DHHS; U.S. Census Bureau, Resident Population Estimates.

13. Nebraska Administrative Office of the Courts & Probation.

14. Nebraska Department of Education, 2020/21 School Year.

15. Nebraska Department of Education, 2021 Cohort.

16. Nebraska Department of Education, 2020/2021 School Year.